

READY. SET.  
**ENGAGE**



EXPECT MORE





EXPECT MORE



**GTZ™**



*12 premium colors,  
including color shift paint*



*3-inch lift with 15-inch aluminum  
wheels and 22-inch steel-belted  
radial tires*



*Premium infotainment system with  
180 watts of power and integrated  
headliner speakers*



*Industry's first heated and cooled  
seats with fold-down armrests and  
Alcantara® accents*



**GHOSTHAWK®**



*6 distinctive matte colors*



*6-inch lift with rugged  
hybrid on/off-road tires*



*Premium infotainment system with  
180 watts of power and integrated  
headliner speakers*



*Premium seating  
featuring CoolTouch™*

Imagine gliding effortlessly through your neighborhood or across the fairway in a vehicle that's as quiet as a whisper yet speaks volumes about who you are. The Tomberlin Engage® Low-Speed Vehicle (LSV) isn't just transportation — it's a statement of refined taste, environmental



## BEACHCOMBER®



*4 retro-marine colors*



*6-inch lift with rugged hybrid on/off-road tires*



*Premium infotainment system with 180 watts of power and integrated headliner speakers*



*Premium seating featuring CoolTouch™*

## LX™



*12 premium colors, including color shift paint*



*3-inch lift with 14-inch custom wheels and steel-belted radial tires*

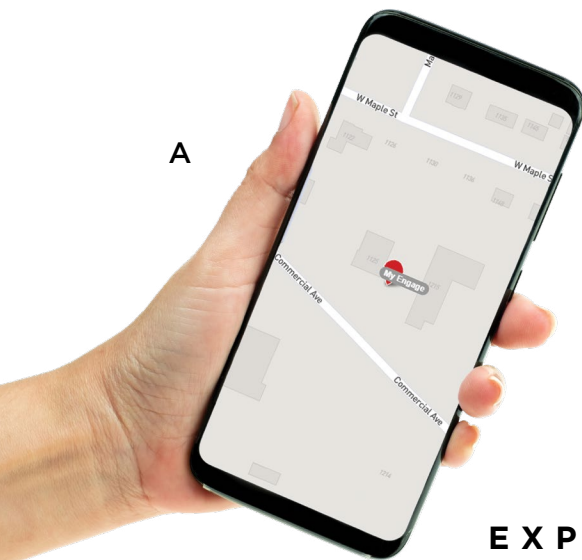


*Premium infotainment system with 180 watts of power and integrated headliner speakers*



*Premium seating featuring CoolTouch™*

consciousness, and uncompromising standards. With Timberlin's unwavering commitment to Safety, Performance, and Styling, the Engage is more than a vehicle — it's a lifestyle choice for those who value the finer things and care about the future we leave behind.



## EXPECT MORE SAFETY

The Engage delivers class-leading safety features for your family. The exclusive Tomberlin 360 app continuously monitors the vehicle's location, and a unique ignition key with a locking steering column prevents unauthorized use and theft. A well-lit dash with strategically positioned controls encourages eyes to remain forward and prevents distractions while driving. A high-strength steel frame and upper structure, along with 3-point seatbelts, surround you and help protect your loved ones. High-performance high-low beams with daytime running lights, self-canceling turn signals, and patented illuminated rocker panels brightly broadcast to those around you. All of these features allow you to see and be seen safely. All of these features allow you to see and be seen safely. You can **expect more** from Tomberlin when it comes to safety.

- A** *The Tomberlin 360 wireless connectivity system puts you in control of your Engage experience. Active battery monitoring delivers peace of mind by sending notifications of low battery voltage whether you are home or a thousand miles away. Geolocation allows you to know where your Engage is at all times, set up geofence alerts in case the vehicle is taken out of an approved area. The "Arm" feature also tracks vehicle movement even if the vehicle is off, reducing the chance of unapproved usage.*
- B** *Our high performance LED headlights feature high-low beams, daytime running lights, and turn signals. The turn signals are self-canceling, thereby reducing confusion for other drivers.*
- C** *Travelling after hours can be risky, so we illuminated the left- and right-side rocker panels for increased nighttime visibility.*
- D** *With our newly designed dash, the driver can always keep eyes forward. The digital instrument panel and operational controls are all front and center.*
- E** *The rearview camera, equipped with a 7-inch color display, operates like an automobile by assisting the driver when backing into a parking spot.*
- F** *A heavy-duty e-coated steel frame and upper structure combined with NHTSA approved 3-point seatbelts secures and protects your occupants.*
- G** *We improved driver safety and convenience by moving the turn indicator, horn, lights, high-low speed, Forward-Park-Reverse, and wiper control onto dual steering-column levers.*
- H** *Never again worry about setting the parking brake. Our electric brake automatically locks wheels when stopped, in park or when the ignition is turned off. And our drilled front disk, rear drum hydraulic brakes give long life performance.*
- I** *Our automotive LED taillights with reverse lights are as beautiful as they are functional. Plus, the roof-mounted brake light makes the Engage easier to see in traffic.*
- J** *New automotive-style side mirrors with illuminated turn signals further increases your visibility to other drivers. The new mirrors features a breakaway design to prevent damage and are easily adjusted to see what's behind you.*

**FACT: Don't Settle for Less Than Standard. Tomberlin low-speed electric vehicles come fully loaded with 15 automotive-grade safety features — standard. No costly upgrades. No compromises. Just confidence every time you drive.**









K



L



M



N



O

P



## EXPECT MORE PERFORMANCE

Tomberlin vehicles have a legacy of performance and the ENGAGE continues this tradition. Our high-performance powertrain combined with a sports-car-like suspension delivers an exhilarating ride. We've engineered an industry-first dash with the premium features of an automobile. And we lightened its footprint by including our EVOLVE lithium battery pack, improving both performance and range. Don't settle for ordinary performance. **Expect more.**

K

*The first power-steering system debuted in an automobile in 1951. And we were the first to offer it as standard equipment on an LSV (golf car) in 2018. By now, shouldn't all LSVs have it?*

L

*No competitor comes close to our AC powertrain. Drawing 450 amps while producing 17 hp, you'll notice the difference in superior hill climbing and acceleration when traveling up to 25 mph.*

*The LX model features steel-belted automotive tires with custom 14-inch alloy wheels. Smooth riding, long wearing and responsive handling is standard. And steel belted radial tires are an option on Ghosthawk models.*

M

*Most brands do not offer the convenience of an onboard charger. We engineered our 1-kilowatt charger into the rear body for faster charging, and a better fit and finish. It goes with you wherever you go, and can plug into any standard wall outlet.*

N

*With the EVOLVE® L210 Ah, 10 kWh lithium battery smart power system, you'll go farther—up to 80 miles between charges.\* Moreover, Evolve's intelligence warns you when remaining power is low and slows you to "limp home" mode to assure you are never stranded.*

O

*Our re-engineered canopy continues the sleek styling lines of the body, while controlling water flow both fore and aft.*

P

*The Engage drives like a luxury automobile, thanks to its wide stance, optional steel-belted radial tires (shown in L) and double A-arm suspension with adjustable coil-over-shocks.*

Q

*Ride confidently with a 5-year limited warranty.*

**FACT: Just because it's street-legal doesn't mean it belongs there. Tomberlin low-speed electric vehicles deliver automotive-grade power, control and comfort — right out of the showroom.**

\*Up to 80 miles with a LX 2+2, larger vehicles and driving conditions will reduce range.





R

## EXPECT MORE STYLING

The Engage is thoughtfully and artfully created to be a distinctive modern design and to stand apart from the crowd. Its fit-and-finish meets the highest of standards using only the finest materials and expert craftsmanship. Its exquisite 3-layer paint finish is crowned by the illuminated hood ornament. The dashboard design integrates with the body lines, and features modern conveniences not found in a typical low-speed vehicle. Cabin heating, ventilation, infotainment system, wireless charging and multiple storage locations for all your stuff is just the beginning. The CoolTouch™ luxury upholstery cradles you in a premium experience while staying cooler on hot sunny days. In a world of boring vehicles, you deserve to **expect more**.

R

The integrated canopy headliner features a rear view mirror, map lighting, multi-function dome lighting, integrated speakers and rear lighting all with fingertip controls, which are all standard.

S1

A large 7-inch touch screen Infotainment system features Apple® Car Play, Android® Auto, Bluetooth, AM/FM and 180 watts of power.

S2

We modernized our cabin with a new dash including a front and center digital display showcasing speed, RPMs, odometer-trip meter, turn signal direction, forward-park-reverse, and high-low modes.

S3

Dual control levers on the steering column are only a finger away. They include a turn indicator, horn, lights, high-low speed, F-P-R, and wiper control.

S4

Enjoy heat or fresh air ventilation via adjustable, driver and passenger louvers.

S5

Conveniently store your phone, sunglasses, golf balls and other small items in a covered central storage area.

S6

Wireless cell phone charging station is thoughtfully integrated into the automotive dash.

S7

Room for your refreshments, easily carry four drinks in our jumbo-sized cupholders.

S8

Stow a tablet and other valuables using the lockable, oversized glovebox.

T

Don't be caught in the rain, thanks to an umbrella conveniently included in the driver's side dash pocket.

U

GTZ Grand Touring front seats, the industry's first heated and cooled seat with fold-down armrests and Alcantara® accents, offer luxurious comfort in any weather. This is an upgrade for other models.

V

We form our bodies and canopies from high-impact ABS material, ensuring a long life. Then, we perfectly color-match them using our premium automotive paint process.

W

Stow larger valuables in the double opening and lockable trunk. This design accommodates golf bags as well as rear seat configurations with a second locking door for added convenience.

X

The **NEW** MX Folding Rear-Facing Seat is constructed from UV-resistant composite decking and includes seat belts, two cup holders, and two phone holders.









## SPECIFICATIONS & TRIM PACKAGES

### ENGAGE GTZ

*The Tomberlin Engage GTZ™ low-speed electric vehicle delivers an unparalleled driving experience with a focus on street performance and elevated luxury. The industry's first vehicle with heated and cooled seats, fold-down armrests and Alcantara® accents provides exceptional comfort in any weather while bold, sports-car-inspired paint colors make a sophisticated statement. Thoughtfully designed and expertly engineered, the Engage GTZ ensures luxurious comfort, confident handling, and bold expression on every journey.*



### ENGAGE GHOSTHAWK

*The Tomberlin Ghosthawk™ low-speed electric vehicle boasts a 6-inch lift for a commanding view of the road, matte finish paint schemes, and a host of industry-exclusive features. Premium seating featuring CoolTouch™ technology cradles you during your drive. The soft and supple material feels like premium leather but is easy to clean and weather-resistant.*



### ENGAGE BEACHCOMBER

*The Tomberlin Engage Beachcomber™ low-speed electric vehicle delivers a joyful driving experience with a sophisticated nautical design. Its retro-marine colors and teakwood-inspired mats create a high-end coastal vibe, making it perfect for standing out in beachside communities and truly "makes you a local." Thoughtfully designed and expertly engineered, the Beachcomber ensures safety, style, and confidence on every journey.*

*Shown here with optional deluxe front bumper.*




### ENGAGE LX


*The Tomberlin Engage LX™ redefines what luxury in an LSV can and should be. Packed with industry-exclusive features and riding on a 3-inch lift with automotive radial tires for a smooth ride, the LX delivers a one-of-a-kind experience. Premium seating featuring CoolTouch™ technology cradles you during your drive. The soft and supple material feels like premium leather but is easy to clean and weather-resistant.*



	E2	E2+2	E4	E4+2
Passengers	2	4		6
Length (inches)	97	115	132	150
Width (inches)	52.5			
Height (Inches)	79.75		81	82
Weight (Pounds)	1080	1146	1355	1421
Suspension	3-In lifted independent dual a-arm			
Wheels	15-inch aluminum sport wheels			
Tires	22-inch steel-belted radial			
Folding Rear-Facing Seat	—	MX	—	MX
Premium Colors	12			




**Body & Roof Colors:** Lux Blue, Vapor Blue, White Diamond, White Sand, Copper Crown, Sterling Grey, Dark Matter Grey, Black Cherry, Cali Orange, Tango Red, Midnight Opal, and Velocity Yellow




**Seat Colors:** Slate Gray, Beige, and Black

	E4	E4+2
Passengers	4	6
Length (inches)	132	150
Width (inches)	52.5	
Height (Inches)	82.25	
Weight (Pounds)	1355	1421
Suspension	6-In lifted independent dual a-arm	
Wheels	14-in custom black aluminum	
Tires	23-inch AT / Optional steel-belted radial	
Folding Rear-Facing Seat	—	MX
Premium Colors	5	




**Body & Roof Colors:** Matte Extreme Silver Satin, Matte Lux Blue, Matte Tuxedo Black, Matte Blizzard White, Matte Shark Grey, and Matte Cabernet




**Seat Colors:** Pale Gray, Black, Cognac, and Sandstone

	E4	E4+2
Passengers	4	6
Length (inches)	132	150
Width (inches)	52.5	
Height (Inches)	82.25	
Weight (Pounds)	1355	1421
Suspension	6-In lifted independent dual a-arm	
Wheels	14-in custom black aluminum	
Tires	23-inch AT / Optional steel-belted radial	
Folding Rear-Facing Seat	—	MX
Premium Colors	4	




**Body & Roof Colors:** Brittany Blue, Ultramarine, Banana, and Spirited Aqua




**Seat Colors:** Cognac

	E2	E2+2	E4	E4+2
Passengers	2	4		6
Length (inches)	97	115	132	150
Width (inches)	52.5			
Height (Inches)	79.75		81	
Weight (Pounds)	1080	1146	1355	1421
Suspension	3-In lifted independent dual a-arm			
Wheels	14-inch custom aluminum			
Tires	22-inch steel-belted radial			
Folding Rear-Facing Seat	—	MX	—	MX
Premium Colors	12			



**Body & Roof Colors:** Lux Blue, Vapor Blue, White Diamond, White Sand, Copper Crown, Sterling Grey, Dark Matter Grey, Black Cherry, Cali Orange, Tango Red, Midnight Opal, and Velocity Yellow



**Seat Colors:** Pale Gray, Black, Cognac, and Sandstone

Note: Standard models, colors, specifications and features may change and vary. Consult your authorized Tomberlin dealer for current standard features and options.

## READY TO ENGAGE?



To learn more about the technologies, features and options available on each model, visit **TomberlinUSA.com**. Of course, nothing compares to experiencing a Tomberlin electric low-speed vehicle, so please visit your local Authorized Tomberlin Dealer for a test drive.



VISIT, FOLLOW & WATCH



DEALER  
LOGO

**Dealer Name**  
**Street Address Line 1**  
**City, State, Zip**  
**Phone Number**  
**Website**

**YOUR AUTHORIZED TOMBERLIN DEALER**

©2025 Columbia Vehicle Group, Inc. LSVs are designed to comply with the United States National Highway Transportation and Safety Administration's Low Speed Vehicle rules and regulations. Operation of these vehicles is subject to all applicable state and local laws, which may limit or prohibit their lawful operation in certain environments. Do not operate these vehicles without a valid and appropriate state-issued driver's license. Inquire with the relevant authorities before attempting to operate these vehicles on roadways or in closed communities. Do not operate these vehicles in violation of applicable law, contrary to the instructions or recommendations contained in the Owner's Manual or in a manner that impedes traffic. Columbia Vehicle Group, Inc. assumes no responsibilities for any inaccuracies, opinions or omissions in this publication. All pricing, colors, specifications and features are subject to change without notice and Columbia Vehicle Group, Inc. assumes no responsibility for any such changes. Consult your authorized Tomberlin dealer for current standard features and options. All trademarks are property of their respective owners.

**TOM000001 Rev 071825**

