



COLUMBIA

EXPEDITER

PARTS MANUAL **2024**



Columbia Vehicle Group, Inc.

A Nordic Group Company | Business Ventures Since 1947



COLUMBIA



TOMBERLIN

PREFACE

Welcome, and congratulations on your choice of vehicle from Columbia Vehicle Group! Your vehicle has been designed and manufactured to conform to applicable sections of ANSI B56.8. Your safe use and operation of your vehicle is important to us. Any alteration of your Columbia vehicle that results in the vehicle being in noncompliance with applicable ANSI standards is strictly prohibited. Columbia Vehicle Group is not responsible or liable for any damage that results from any such alteration, and all warranties for any such altered vehicles are null and void.

Personal Transport Vehicles (PTV) are not designed for over-the-road use. They do not conform to Federal Motor Vehicle Safety Standards or EPA regulations, and are not equipped for operation on public streets, roads, or highways.

Low Speed Vehicles (LSV) commonly referred to as NEV or Neighborhood Electric Vehicles meet the requirements of the National Highway Traffic & Safety Administration (NHTSA) as stated in the Code of Federal Regulations, Title 49, Part 571, Standard 500, Low Speed Vehicles.

To the best knowledge of Columbia Vehicle Group, the material contained herein is accurate as of the date this publication was approved for printing. Columbia Vehicle Group is not liable for errors in this manual or for incidental or consequential damages that result from the use of the material in this manual. Columbia Vehicle Group reserves the right to change specifications, equipment or designs at any time without notice and without incurring obligation.

This manual contains proprietary information that is protected by copyright. All rights are reserved. No part of this manual may be photocopied, reproduced, or translated to another language without the written consent of Columbia Vehicle Group. Columbia Vehicle Group products are manufactured under one or more of the following U.S. Patents - 2986162, 2987934, 3116089, 3144631, 3144860, 3229792, 3434887, 3559773, 3673359, 3680403, 3683716, 3709317, 4648473, Des. 225626.



Table of Contents

**Section
Tab** **Page**

SECTION 1 BRAKES

1.01 5

Accelleration Pedal

1.02 6

Brake Pedal

1.03 7

Brake Pivot

1.04 8

Mechical Brake System Hardware

1.05 9

Mechical Brake Hub Components

1.06 11

SECTION 2 FRONT SUSPENSION / STEERING

2.01 12

Three-Wheeled Front End

2.02 13

Front Axle

2.03 14

Front Fork

2.04 16

Front Fork Suspenion

2.05 17

Tiller

2.06 19

Steering Wheel

2.07 20

Handlebar

2.08 21

Front Wheel Hub

2.09 24

Nylon Bearing

2.10 26

SECTION 3 REAR SUSPENSION / DRIVE TRAIN

3.01 27

Motor Hardware

3.02 28

Rear Springs

3.03 29

Rear Axle

3.04 30

Axle Components

3.05 31

SECTION 4 WHEELS

4.01 32

3 Wheel Options

4.02 33

4 Wheel Options

4.03 34

SECTION 5 BODY

5.01 35

Floormat

5.02 36

Bottom Cushion

5.03 37

Front Cushions

5.04 38

Folding Seatback

5.05 39

Tool Express Cushions

5.06 40

Tool Express Unit

5.07 41

Front 2-Point Seatbelts	5.08	43
Rear-Facing Seatbelt	5.09	44
Horn	5.10	45
Labels	5.11	46

SECTION 6 ELECTRICAL

6.01 47

Non-Removable Key Power	6.02	48
Non-Removable Key FWD/REV	6.03	49
24V BDI Meter	6.04	50
Hour Meter	6.05	51
24V Battery and Hardware	6.06	52
48V Battery and Hardware	6.07	53
24V Charger	6.08	54
48V Charger	6.09	55
24V Converter	6.10	56
48V Converter	6.11	57
Power Switch	6.12	58
DC Controller	6.13	59
DC Power System	6.14	60
DC Controller Mount	6.15	61
Power System Fusebox	6.16	62
Power System Console	6.17	63
12V Accessory Harness	6.18	64
Wire Cover	6.19	68
4" Round Brake Light	6.20	69
Strobe Light Harness	6.21	70

SECTION 7 ACCESSORIES

7.01 72

Front Bumper	7.02	73
Pintle Hitch	7.03	74
1 7/8" Ball Hitch	7.04	75
2" Ball Hitch	7.05	76
Ball Mount Receiver	7.06	77
Headlight	7.07	78
Strobe Light	7.08	79
Horn	7.09	81
Scorecard Holder Steering Cover	7.10	82
Seatbelts	7.11	83
Front Spring Clip	7.13	85
Cup Holder	7.14	86
USB Charge Port	7.15	87
Charger Cord with Cleat	7.16	88
Battery Watering System	7.17	89



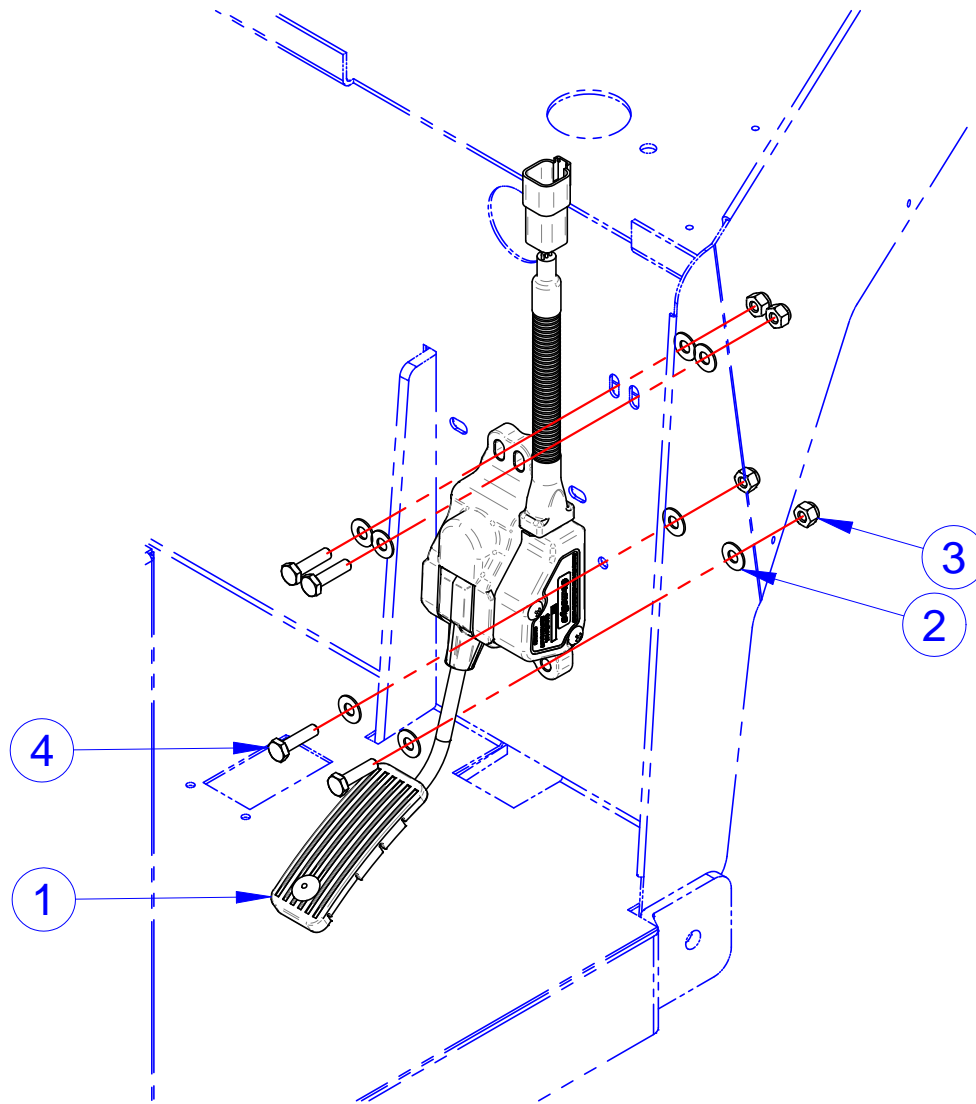
COLUMBIA

EXPEDITER

PARTS MANUAL SECTION 1

BRAKES

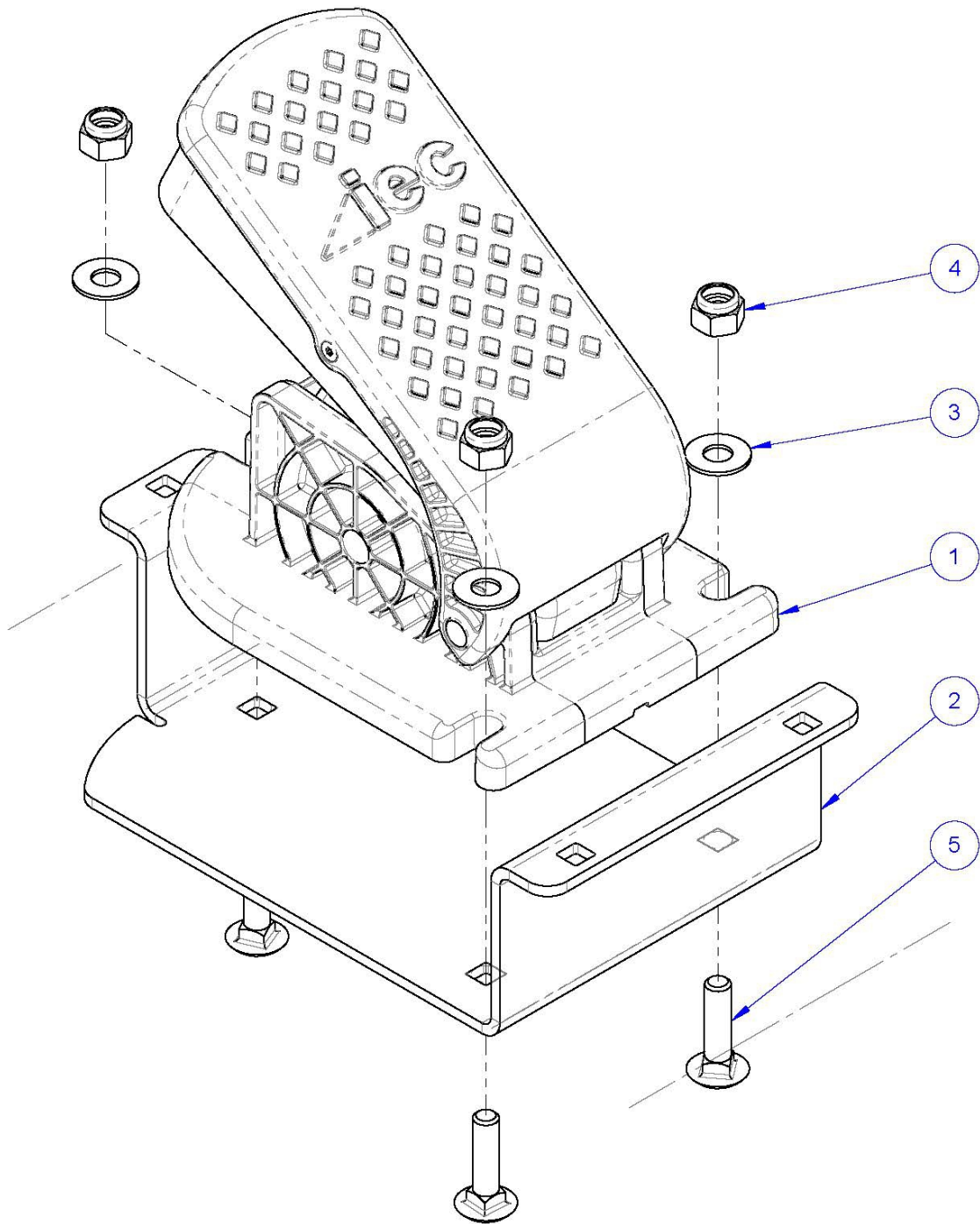
ACCELERATOR PEDAL



ITEM	CVG PN	DESCRIPTION	QTY	REF #
1	468031	ASSY, PEDAL ACLTR DEVISE	1	468031
2	708511	WASHER, FLAT, 1/4", 18-8SS	8	708511
3	719876	NUT, 1/4-20, L/N, NYL, NE, 316, S/S	4	719876
4	782785	SCREW, 1/4-20X1.0, HHCS, 18-8SS	4	782785

NOTE: Items with * in tables indicates parts not shown in drawing

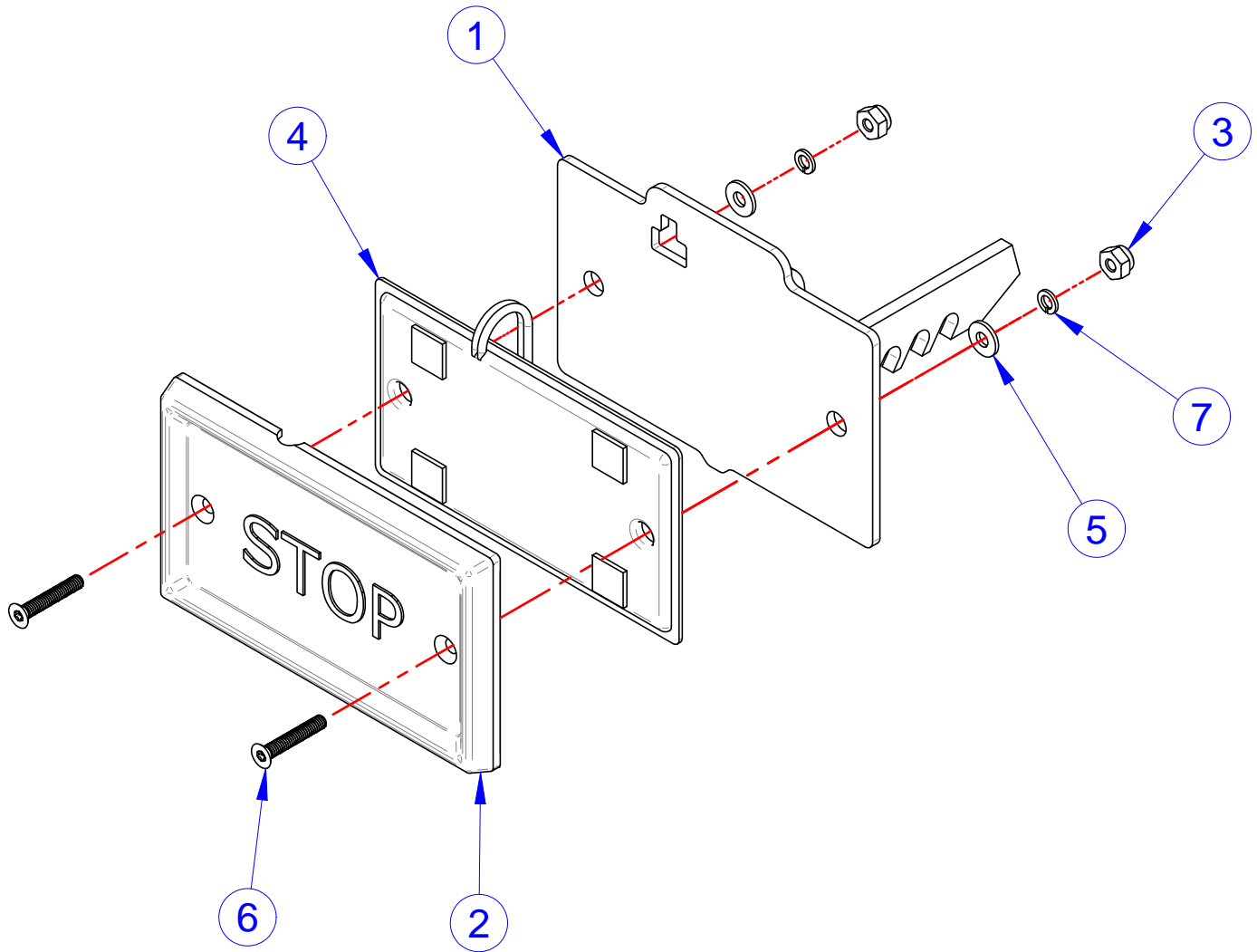
IEC ACCELERATOR PEDAL



ITEM	CVG PN	DESCRIPTION	QTY	REF #
1-5	468381	ASM, ACCEL PDEAL, EX	KIT	468381
1	1020741	ACCELERATOR PEDAL	1	1020741
2	519280	BRKT, ACCELERATOR PEDAL, EX	1	519280
3	708511	WASHER, FLAT 1/4" 18-8 SS	3	708511
4	719876	NUT, NYLOCK 1/4-20 (SS316)	3	719876
5	782803	SCREW, 1/4-20X1, CARR, 18-8 SS	3	782803

NOTE: Items with * in tables indicates parts not shown in drawing

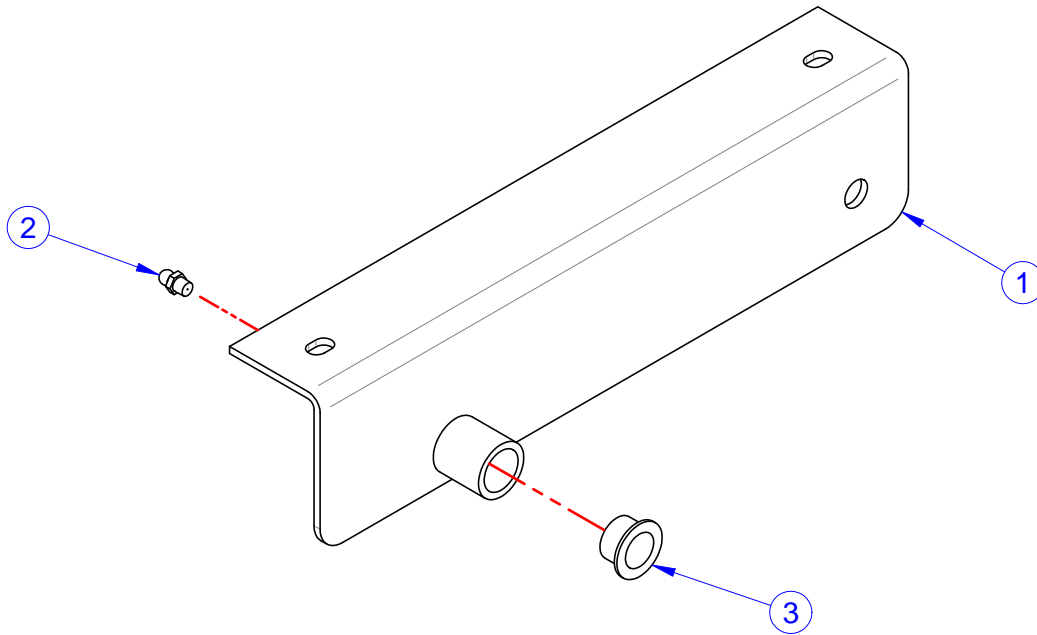
BRAKE PEDAL



ITEM	CVG PN	DESCRIPTION	QTY	REF #
1-7	467846	P&A, ASSY, BRAKE PEDAL, EX	KIT	467846
1	NONE	WLDMT, BRAKE PEDAL, EX	1	311029
2	467084	MACH, BRAKE PAD (TAPESWITCH)	1	467084
3	761630	NUT, #8-32, NILN, 18-8, SS	2	761630
4	761776	SWITCH, BRAKE LIGHT, MECH	1	761776
5	782820	WASHER,#8X.438OD,SAE F/W,18-8 SS	2	782820
6	783106	SCR, #8-32 X 1, 6FMS, 18-8, SS	2	783106
7	783110	WSHR, #8 (M4), MSLW, 18-8, SS	2	783110

NOTE: Items with * in tables indicates parts not shown in drawing

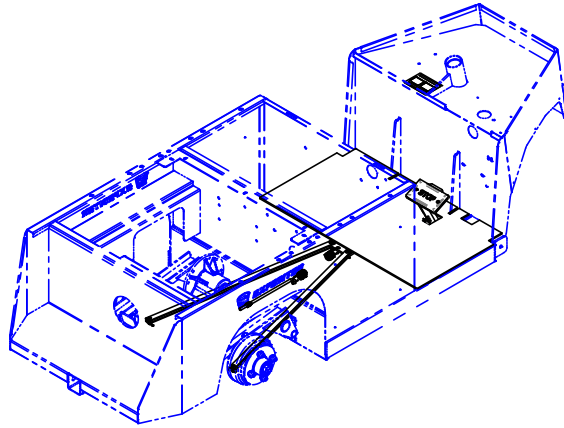
BRAKE PIVOT EX



ITEM	CVG PN	DESCRIPTION	QTY	REF #
1	307172	WLDMT, BRAKE PIVOT	1	307172
2	709110	GREASE FITTING, 1/4" DRIVE, STRAIGHT	1	709110
3	719957	BUSHING NYLON FLANGE	1	719957

NOTE: Items with * in tables indicates parts not shown in drawing

BRAKE HARDWARE - MECHANICAL

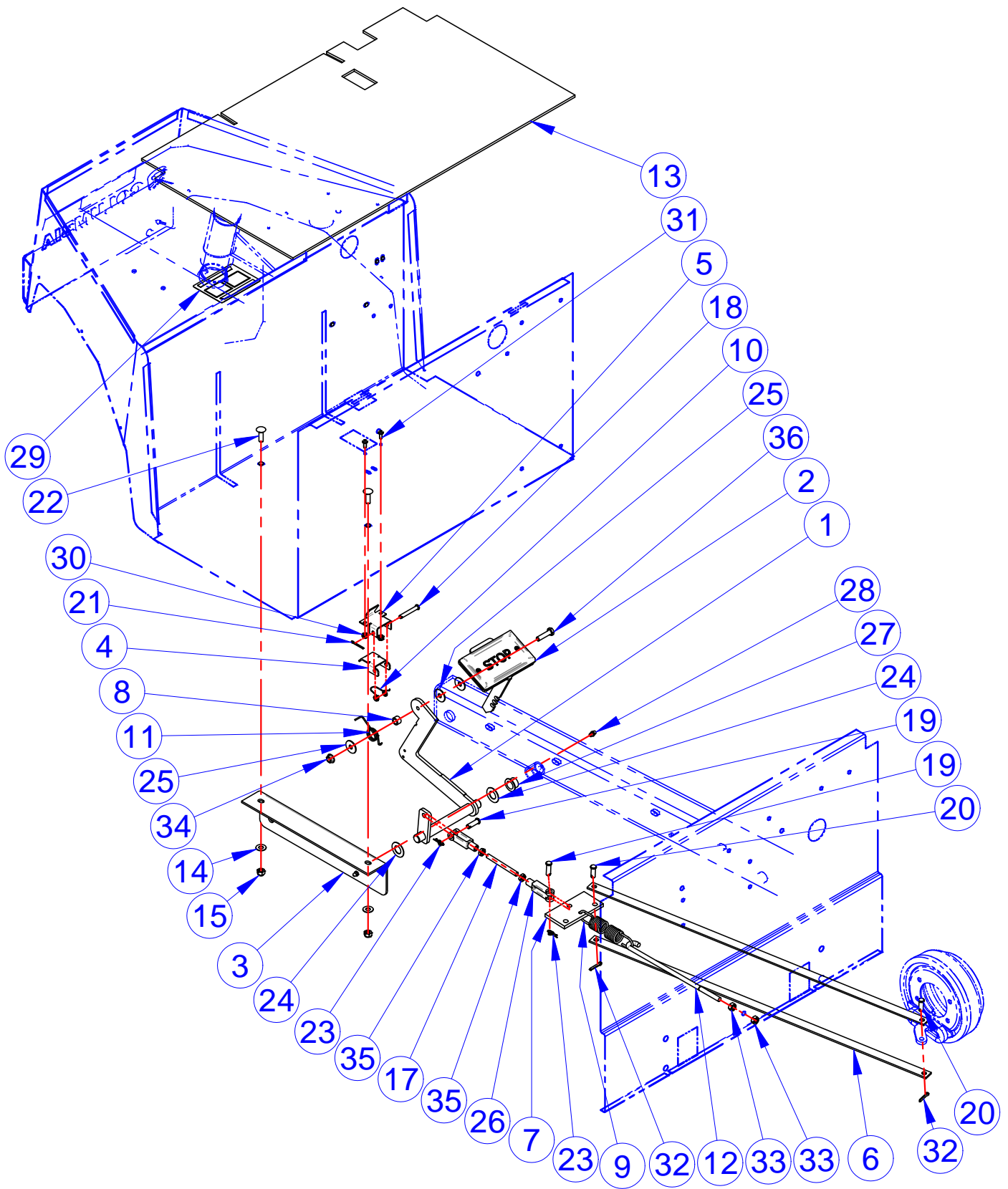


DRAWINGS FOR BILL OF MATERIALS ON THE FOLLOWING PAGE.

ITEM	CVG PN	DESCRIPTION	QTY	REF #
1	307212	WLDMT, BRAKE ARM	1	307212
2	467846	ASSY, BRAKE PEDAL, EX	1	467846
3	468818	ASM, BRAKE PIVOT, EX	1	468818
4	509250	BRAKE LOCK LATCH	1	509250
5	509251	PARKING BRAKE LATCH	1	509251
6	509262	BRAKE STRAP	4	509262
7	510327	BRAKE CROSSMEMBER	1	510327
8	512180PL	BUSHING, BRAKE	1	512180
9	709685	SPRING, EXTENSION	1	709685
10	709686	SPRING, TORSION - DOUBLE	1	709686
11	709687	SPRING, TORSION - 7/8 ID	1	709687
12	709693	ROD, ADJUSTING	1	709693
13	709702	MAT, FLOOR	1	709702
14	719375	WSHR,5/16X0.75X0.040,F/W,18-8S/S	2	719375
15	719377	NUT, 5/16-18, L/N, NYL, NE, 18-8SS	2	719377
16*	719504	CABLE TIE,BLACK,,18X11-3/4,STD,50LB	1	719504
17	719558	ROD, 5/16-24 X 3" FULLY THDED	1	719558
18	719660	PIN,1/4X1-3/4,CLEVIS,ZC	1	719660
19	719709	PIN,5/16X1,CLEVIS,ZC	2	719709
20	719713	PIN,5/16X7/8,CLEVIS,YWZC150	4	719713
21	719743	PIN,5/64X1,18-8SS,COTTER,BLKZC	1	719743
22	761292	SCREW,5/16-18X1,CARR,18-8,SS	2	761292
23	719752	COTTER RING,RUE-10 PIVOT POINT,ZC	2	719752
24	719815	WASHER FLT STL .635 X 1.185 X .036 YWZC	2	719815
25	719816	WASHER,5/16X1X.062,F/W,NYL	3	719816
26	719852	CLEVIS,#52,5/16-24,ADJ YOKE END,ZC	2	719852
27	719957	BUSHING NYLON FLANGE	1	719957
28	760967	GREASE FITTING,1/4-28,SELF-TAP	1	760967
29	761046	DECAL, PARKING BRAKE	1	761046
30	761631	NUT, #10-24 GRD 18-8 NM SS NYLOCK	2	761631
31	761632	SCREW, #10-24X1/2" PPH GRD 18-8 SS	2	761632
32	761635	PIN,1/8X1,COTTER,18-8 SS	4	761635
33	781785	NUT, 5/16-18, HN, 18-8, SS	2	781785
34	782543	NUT,5/16-18,FLG,C-L/N,GF,MAGNI575WX	1	782543
35	782790	NUT,5/16-24,JAM,18-8SS	2	782790
36	782841	SCREW,5/16-18X1-1/4,HHCS, 18-8SS	1	782841

NOTE: Items with * in tables indicates parts not shown in drawing

BRAKE HARDWARE - MECHANICAL



NOTE: Items with * in tables indicates parts not shown in drawing

Columbia Vehicle Group, Inc.

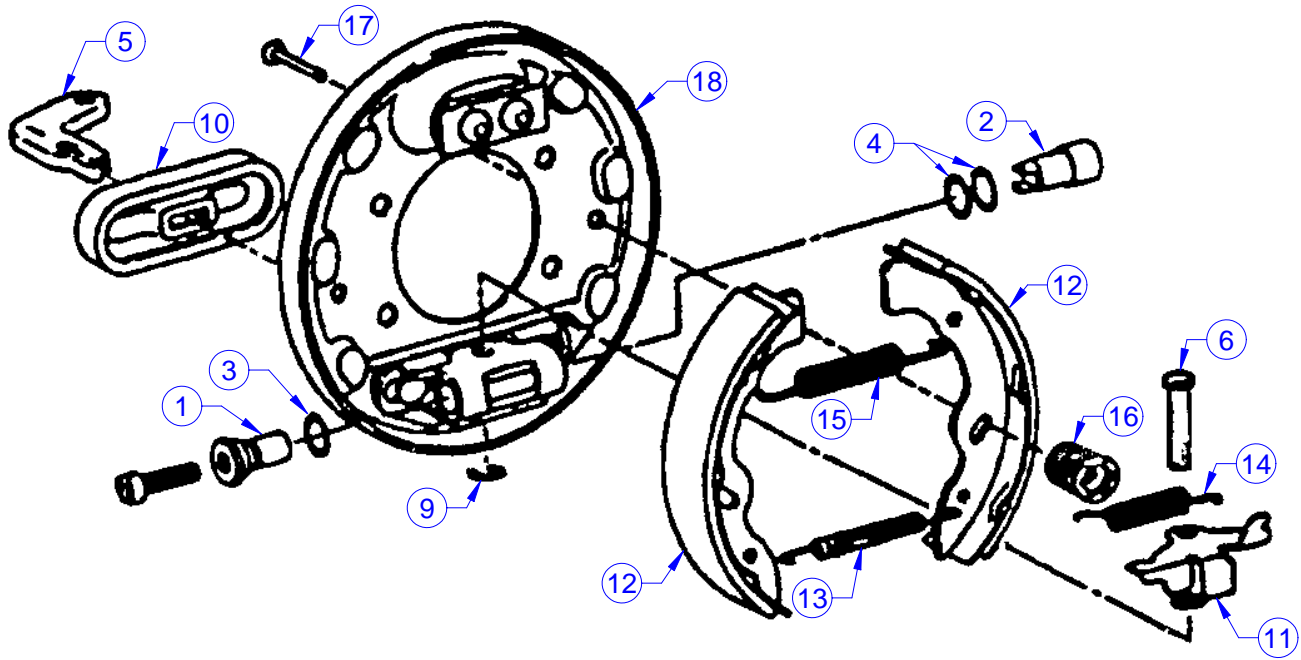
A Nordic Group Company | Business Ventures Since 1947



COLUMBIA

TOMBERLIN

HUB BRAKE COMPONENTS



NOTE: REF IMAGE SHOWN IS 709171

ITEM	CVG PN	DESCRIPTION	QTY	REF #
1-19	709171	BACKING PLATE ASSY., LH, ENHANCED FRICTION	KIT	709171
	709170	BACKING PLATE ASSY., RH, ENHANCED FRICTION	KIT	709170
1	NONE	ADJUSTER, LH	1	NONE
	NONE	ADJUSTER, RH	1	NONE
2	NONE	PUSH ROD	1	NONE
3	NONE	WASHER, FLAT	2	NONE
4	NONE	SHIM	A/R	NONE
5	NONE	LEVER, ACTUATOR	1	NONE
6	NONE	PIN, PIVOT	1	NONE
7*	NONE	WASHER, WAVE, ACTUATOR PIVOT	1	NONE
8*	NONE	WASHER, FLAT, ACTUATOR PIVOT	1	NONE
9	NONE	E-CLIP	1	NONE
10	NONE	PROTECTOR BOOT	1	NONE
11	NONE	SELF ADJUSTER, LH	1	NONE
	NONE	SELF ADJUSTER, RH	1	NONE
12	759746	SET, SHOE & LINING ASSY., ENHANCED FRICTION	1	759746
13	NONE	SPRING, RETURN	1	NONE
14	NONE	SPRING, SELF ADJUSTER	1	NONE
15	NONE	SPRING, SHOE RETAINING	1	NONE
16	NONE	SPRING CLIP, SHOE RETAINING	2	NONE
17	NONE	PIN, SHOE RETAINING	2	NONE
18	NONE	SHIELD, DUST	1	NONE
19*	729999	KIT, SPRING (INCLUDES ITEMS 13 - 17)	1	729999

NOTE: Items with * in tables indicates parts not shown in drawing



COLUMBIA

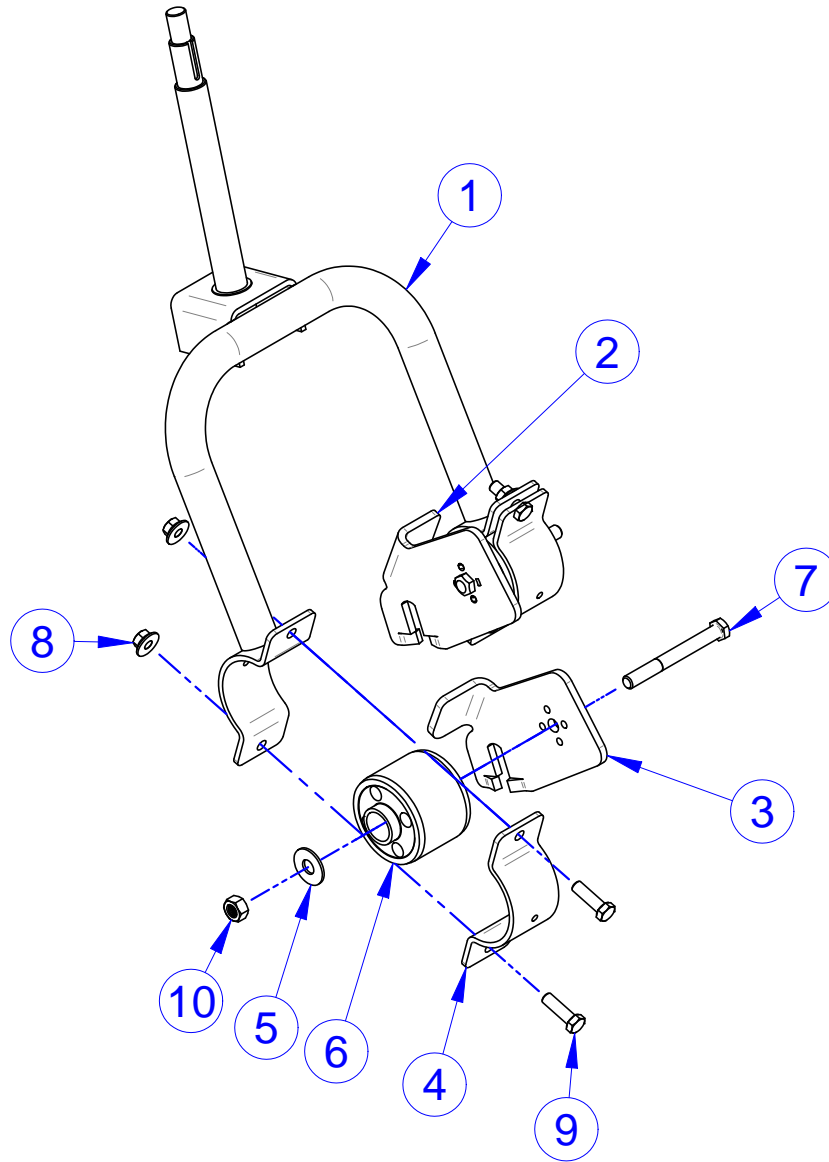
EXPEDITER

PARTS MANUAL SECTION 2

FRONT SUSPENSION/ STEERING



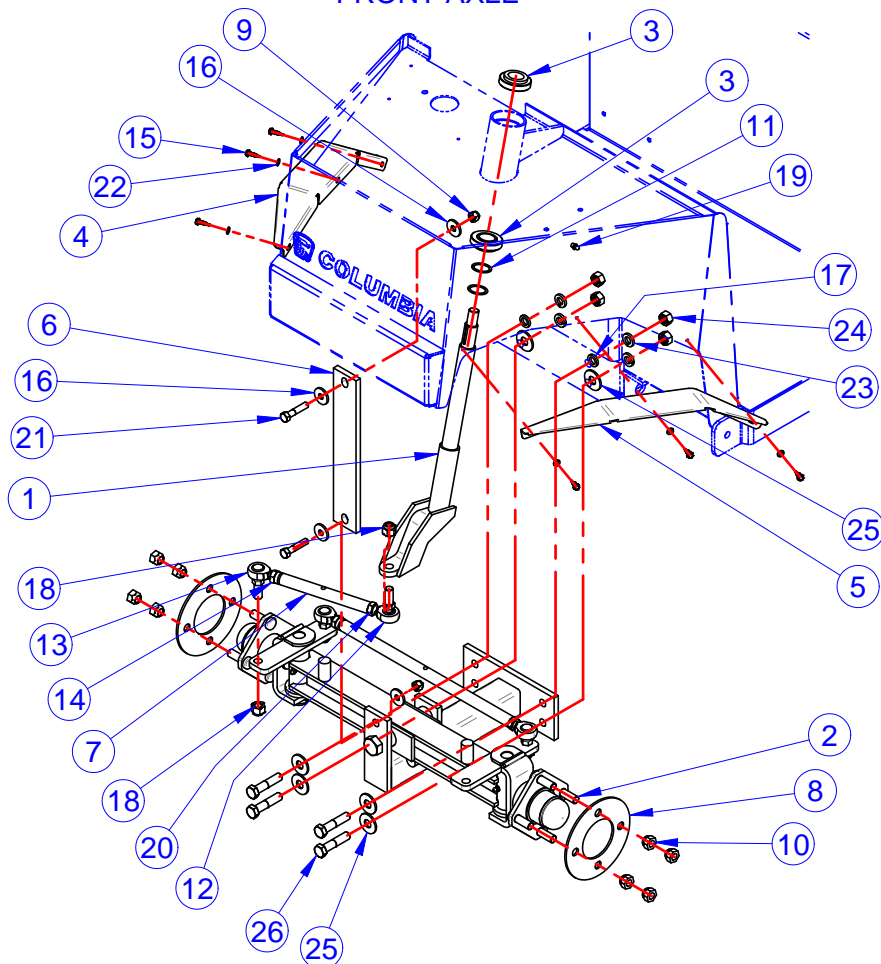
3-WHEELED FRONT END



ITEM	CVG PN	DESCRIPTION	QTY	REF #
1	304602TB	EX-21 FRNT FORK WLDMNT, TB	1	304602
2	509167TB	BRKT LH, TB, LH	1	509167
3	509168TB	BRKT RH, TB, RH	1	509168
4	509171TB	EX-21 FORK HALF CLAMP, TB	2	509171
5	782752	WASHER,7/16,SAE,F/W,G8,MAGNI 525	2	782752
6	709401	MOUNT, SUSPENSION	2	709401
7	719666	SCREW,7/16-20X4,HHCS,G5,ZC	2	719666
8	781701	NUT,3/8-16,FLG L/N,SS18-8	4	781701
9	782787	SCREW,3/8-16X1.25,HHCS,18-8SS	4	782787
10	782801	NUT,7/16-20,NYLOCK,NE,SS	2	782801

NOTE: Items with * in tables indicates parts not shown in drawing

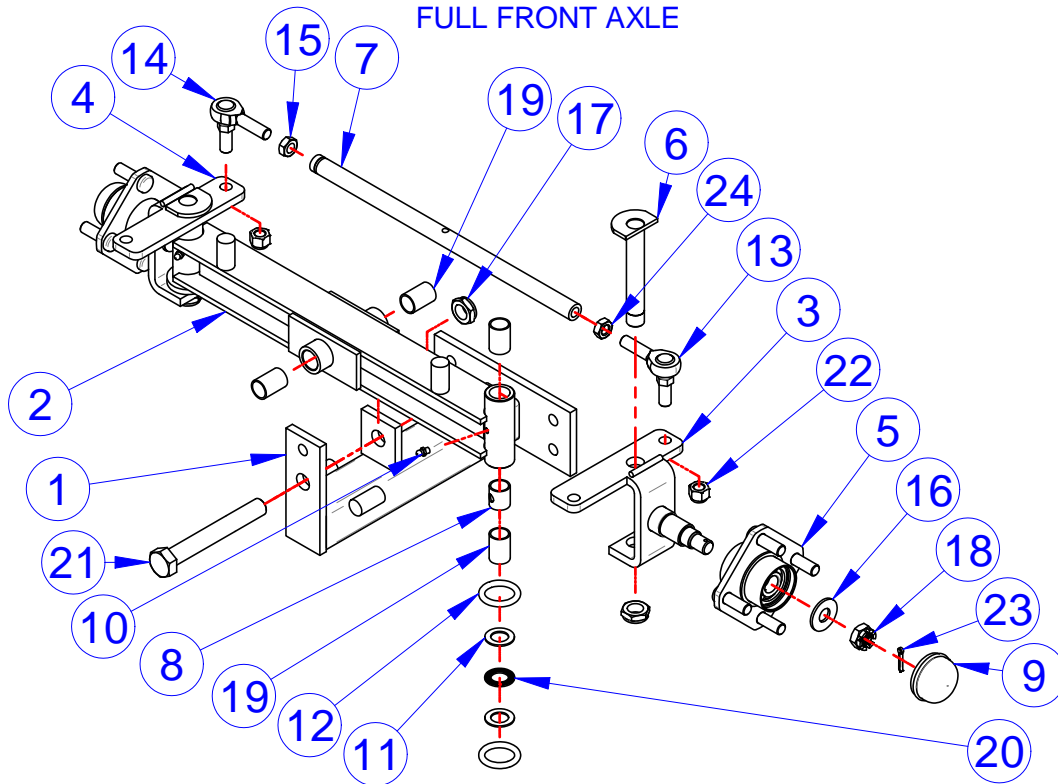
FRONT AXLE



ITEM	CVG PN	DESCRIPTION	QTY	REF #
1	307590	WELDMT, FORK - FRONT, EX 21	1	307590
2	467203	ASSY, FRONT AXLE, 4-WHEEL, EX	1	467203
3	467529	ASM, NYLON BEARING	2	467529
4	509638TB	FENDER - SMOOTH - RH, EX21	1	509638
5	509639TB	FENDER - SMOOTH - LH, EX21	1	509639
6	509763	PLATE, RETAINER - AXLE	1	509763
7	509769	LINK, TIE ROD - SHORT	1	509769
8	509958PL	SPACER, WHEEL - 4 HOLE, 10 GA THK	2	509958PL
9	708860	NUT, 3/8-16, L/N, NYL, NE, 18-8, S/S	2	708860
10	709002	NUT, 1/2-20, TAPERED WHEEL	8	709002
11	709353	WASHER, 1.25 OD X 1.00 ID X .042 THK	2	709353
12	709761	ASSY, TIE ROD END - 1/2-20 RH THD	1	709761
13	1042113	ASSY, TIE ROD END - 1/2-20 LH THD	1	1042113
14	1017711	NUT, 1/2-20, LHJN, 18-8, SS	1	1017711
15	719583	SCREW, 10-16X3/4, HWH, TEK, MAG525	6	719583
16	719797	WASHER, FLT STL BLK ZNC .391 X 1.125	4	719797
17	719802	WASHER .515X.812X.134	2	719802
18	760944	NUT, 1/2-20, L/N, NYL, NE, G8, MAGNI 525	2	760944
19	760967	GREASE FITTING, 1/4-28, SELF-TAP	1	760967
20	761657	NUT, 1/2-20, JAM, 18-8 SS	1	761657
21	781788	SCREW, 3/8-16X1-3/4, HHCS, 18-8 SS	2	781788
22	782722	WSHR, #10 X 0.438 X 0.031, F/W, 18-8SS	6	782722
23	782762	WSHR, 1/2, (M12), L/W, SPLIT, HEAVY, MAGNI 525	4	782762
24	782802	NUT, 1/2-13, HEX, 18-8 SS	4	782802
25	782821	WASHER, 1/2X1.375OD, F/W, ECOGUARD	6	782821
26	783104	SCR, 1/2-13 X 2.25, HCS, G8, ECO	4	783104

NOTE: Items with * in tables indicates parts not shown in drawing

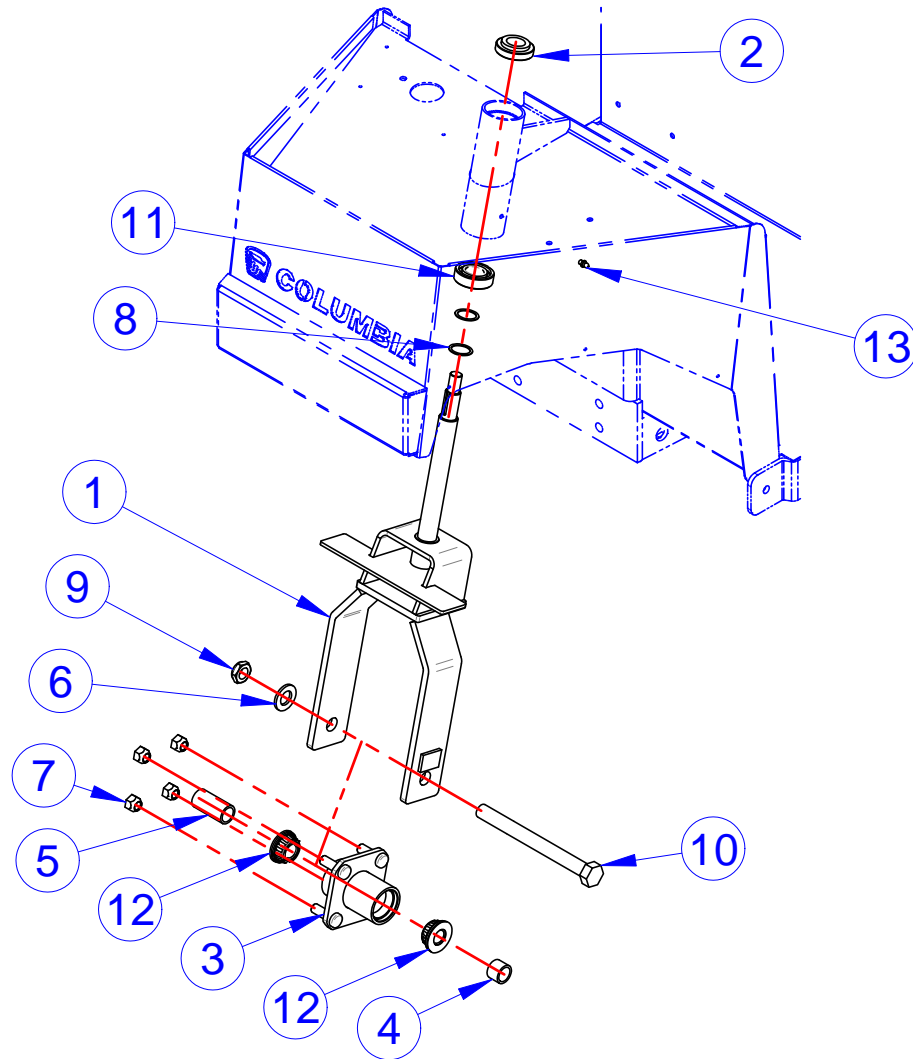
FULL FRONT AXLE



ITEM	CVG PN	DESCRIPTION	QTY	REF #
1-24	467203	P&A, ASM, EX21 4-WHEEL, FRNT AXLE	KIT	467203
1	307585	WELDM'T, AXLE SPRT - EX 21	1	307585
2	307586	WLDMT, EX-21 TRUNNION	1	307586
3	307587WX	WELDM'T, STEERING SPINDLE - LH, EX 21	1	307587
4	307588WX	WELDM'T, STEERING SPINDLE - RH, EX 21	1	307588
5	461830	ASM, HUB, FRONT WHEEL	2	461830
6	467952	PNTD, KING PIN	2	467952
7	509770	LINK, TIE ROD - LONG	1	509770
8	518482	BUSHING, .751 X .878 X .950 W/ HOLE	2	518482
9	709018	HUB GREASE CAP	2	709018
10	709110	GREASE FITTING, 1/4" DRIVE, STRAIGHT	2	709110
11	709217	WASHER, NEEDLE THRUST	4	709217
12	709218	O-RING,#332,1-1/4X1/4	4	709218
13	709761	ASSY, TIE ROD END - 1/2-20 RH THD	1	709761
14	1042113	ASSY, TIE ROD END - 1/2-20 LH THD	1	1042113
15	1017711	NUT, 1/2-20, LHJN, 18-8, SS	1	1017711
16	719808	WSHR, 9/16 (M14), F/W, USS, G8, MAGNI 525	2	719808
17	719861	NUT, 3/4-16 GR A NTE STYLE JAM NYLON	3	719861
18	719915	NUT, 5/8-18, CASTLE, MAGNI 525	2	719915
19	719961	BUSHING, .751 X .878 X 1.25 OILITE	6	719961
20	719962	BEARING TORRINGTON NEEDLE THRUST	2	719962
21	739586	SCREW,3/4-16X5-1/2,HHCS,G5,ZC	1	739586
22	760944	NUT, 1/2-20, L/N, NYL, NE, G8, MAGNI 525	2	760944
23	761635	PIN,1/8X1,COTTER,18-8 SS	2	761635
24	761657	NUT,1/2-20,JAM,18-8 SS	1	761657

NOTE: Items with * in tables indicates parts not shown in drawing

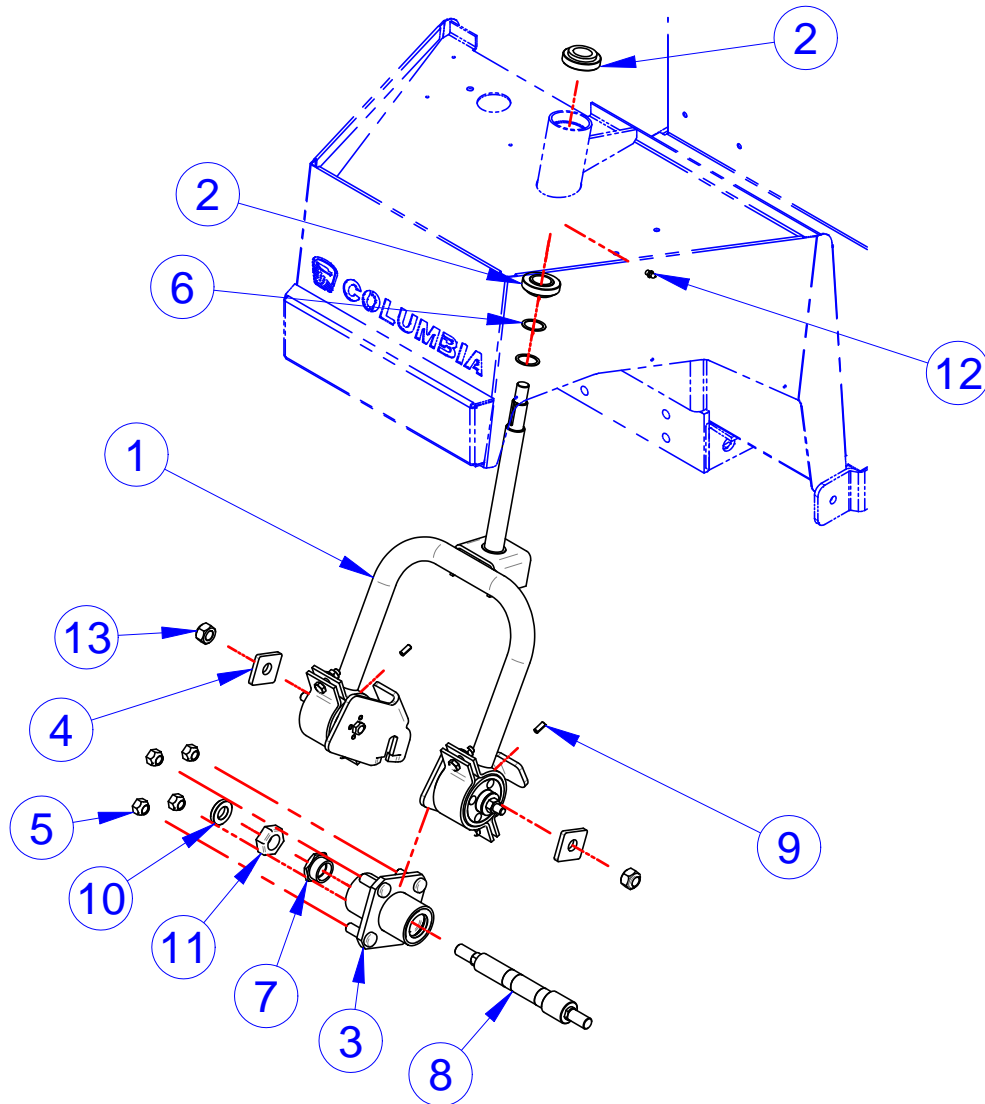
FRONT FORK



ITEM	CVG PN	DESCRIPTION	QTY	REF #
1-13	192334U	P&A,KIT EX21-T FORK, NO SUSP, RETRO (INCLUDES CVG467529)	KIT	192334
1	315486TB	WLDMT, FRONT FORK, EX, TB	1	315486
2	467529	ASM, NYLON BEARING	1	467529
	719958	BEARING 1641-2RS-Q	1	719958
3	467795	ASM, HUB, CR/EX	1	467795
4	510358	SPACER, 0.75", FRONT FORK	1	510358
5	510359	SPACER, 2.125", FRONT FORK	1	510359
6	783130	WSHR, 3/4 (M18), FW, SAE, G8, ECO	1	783130
7	709002	NUT, 1/2-20, TAPERED WHEEL	4	709002
8	709353	WASHER, 1.25 OD X 1.00 ID X .042 THK	2	709353
9	709655	NUT, JAM, 3/4-10 X 1/2 NYLON	1	709655
10	719618	SCREW,3/4-10X8",HHCS,G5,ZC	1	719618
11	719958	BEARING 1641-2RS-Q	1	719958
12	749753	BEARING, TAPERED ROLLER, W/SEAL	2	749753
13	760967	GREASE FITTING,1/4-28,SELF-TAP	1	760967

NOTE: Items with * in tables indicates parts not shown in drawing

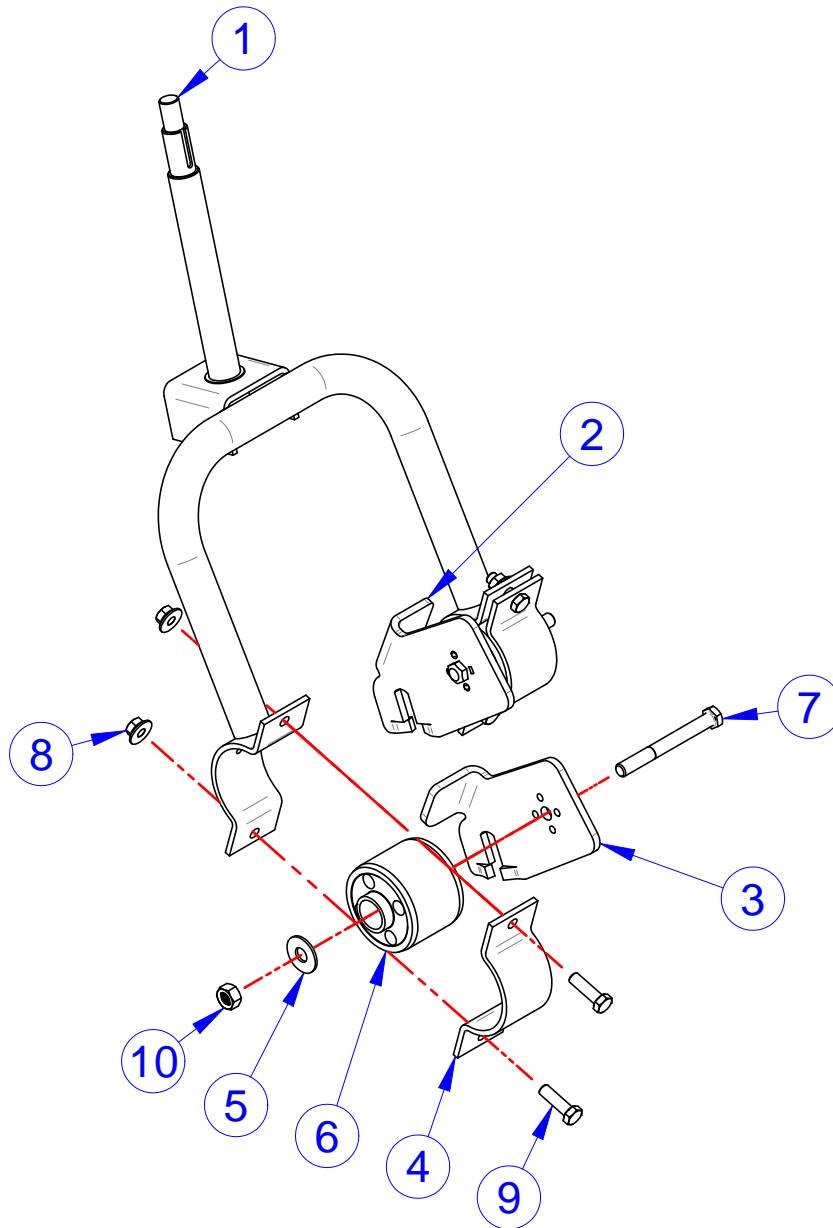
FRONT FORK WITH SUSPENSION



ITEM	CVG PN	DESCRIPTION	QTY	REF #
1	467341	ASM, FRONT FORK W/SUSPENSION, EX	1	467341
2	467529	ASM, NYLON BEARING	2	467529
3	467798	ASM, FRONT HUB, EX	1	467798
4	509161TB	PLT RETNG-AXLE, TB	2	509161
5	709002	NUT, 1/2-20, TAPERED WHEEL	4	709002
6	709353	WASHER, 1.25 OD X 1.00 ID X .042 THK	2	709353
7	709443	NUT, BEARING ADJUSTING	1	709443
8	709445	AXLE, FRONT FORK	1	709445
9	719121	PIN, 1/4" X 5/8", ROLL, ZC	2	719121
10	719801	WASHER FLT STL YWZC .734 X 1.375 X.24	1	719801
11	719914	NUT,1-8, HEX,JAM,G2,ZC	1	719914
12	760967	GREASE FITTING,1/4-28,SELF-TAP	1	760967
13	781140	LOCKNUT, 5/8-11 NYLON INSERT, ZINC	2	781140

NOTE: Items with * in tables indicates parts not shown in drawing

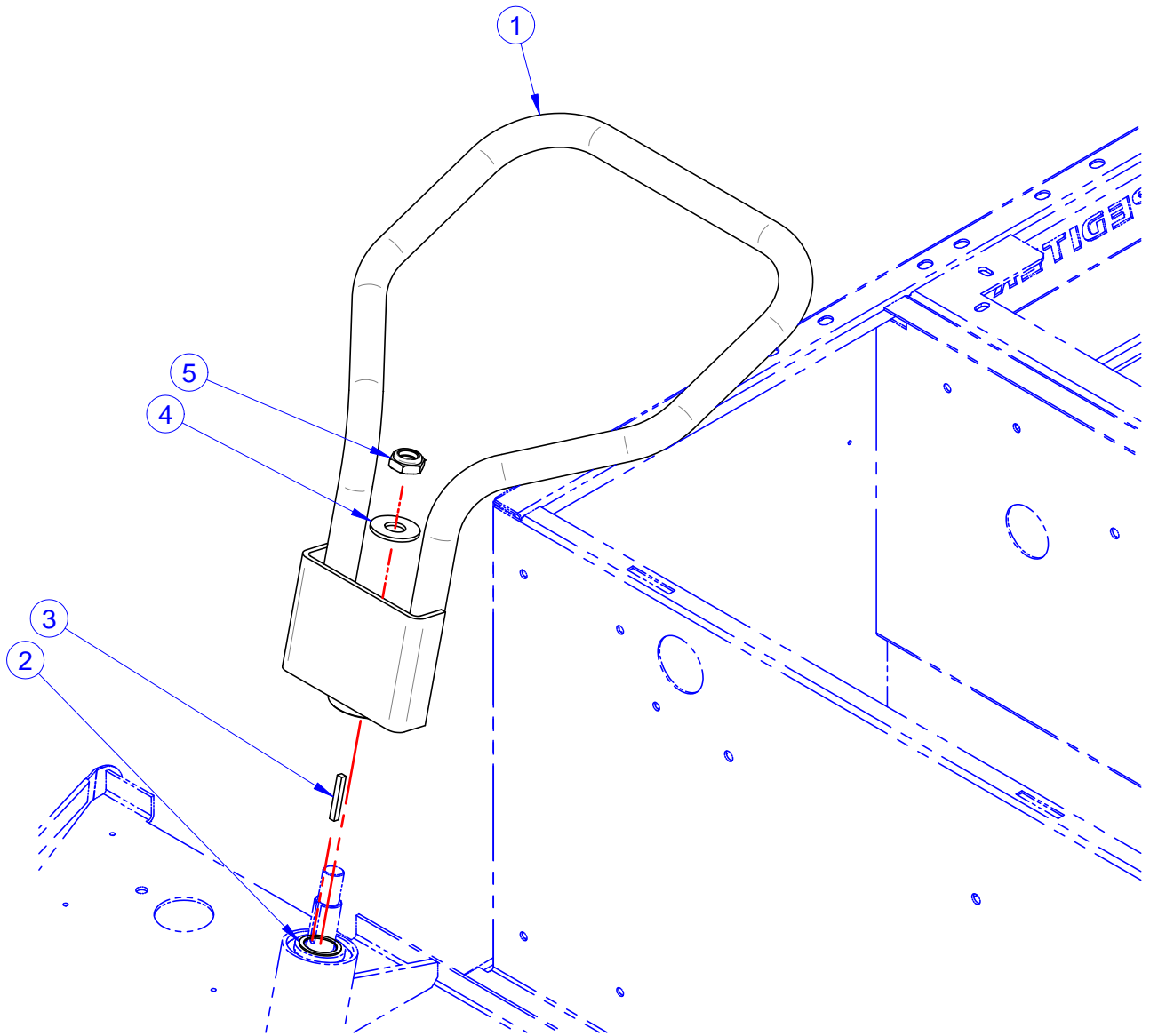
FRONT FORK WITH SUSPENSION



ITEM	CVG PN	DESCRIPTION	QTY	REF #
1-10	467341	ASM, FRONT FORK W/SUSPENSION, EX	KIT	467341
1	304602TB	EX-21 FRNT FORK WLDMNT, TB	1	304602
2	509167TB	BRKT LH, TB	1	509167
3	509168TB	BRKT RH, TB	1	509168
4	509171TB	EX-21 FORK HALF CLAMP, TB	2	509171
5	782752	WASHER,7/16,SAE,F/W,G8,MAGNI 525	2	782752
6	709401	MOUNT, SUSPENSION	2	709401
7	719666	SCREW,7/16-20X4,HHCS,G5,ZC	2	719666
8	781701	NUT,3/8-16,FLG L/N,SS18-8	4	781701
9	782787	SCREW,3/8-16X1.25,HHCS,18-8SS	4	782787
10	782801	NUT,7/16-20,NYLOCK,NE,SS	2	782801

NOTE: Items with * in tables indicates parts not shown in drawing

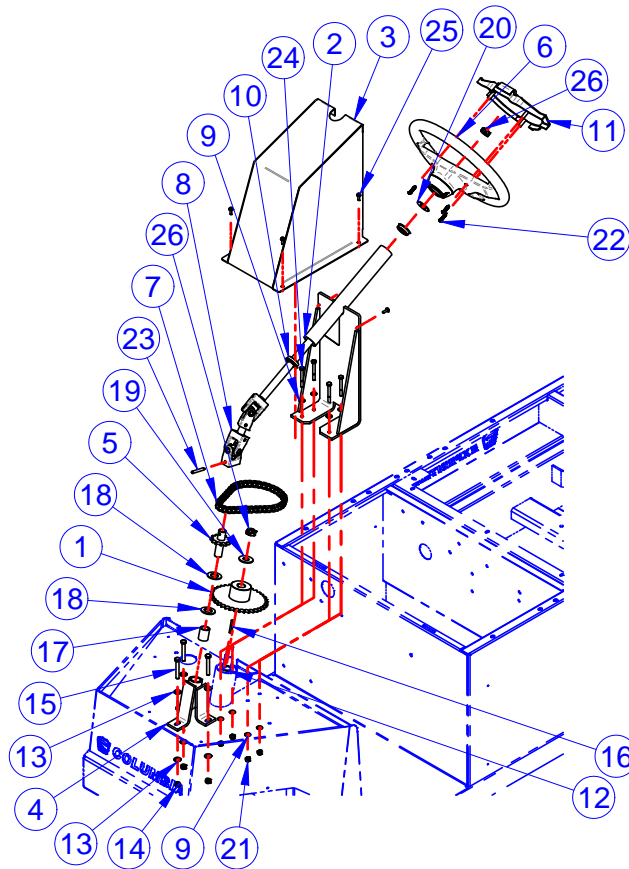
TILLER



ITEM	CVG PN	DESCRIPTION	QTY	REF #
1	304581TB	WLDMT, TILLER BAR, EX	1	304581
2	709353	WASHER, 1.25 OD X 1.00 ID X .042 THK	2	709353
3	719656	KEY, SQUARE PL, 3/16 X 1-7/16	1	719656
4	719808	WSHR, 9/16 (M14), F/W, USS, G8, MAGNI 525	1	719808
5	782766	NUT, 5/8-18, L/N, JAM, NYL, NTE, 18-8, S/S	1	782766

NOTE: Items with * in tables indicates parts not shown in drawing

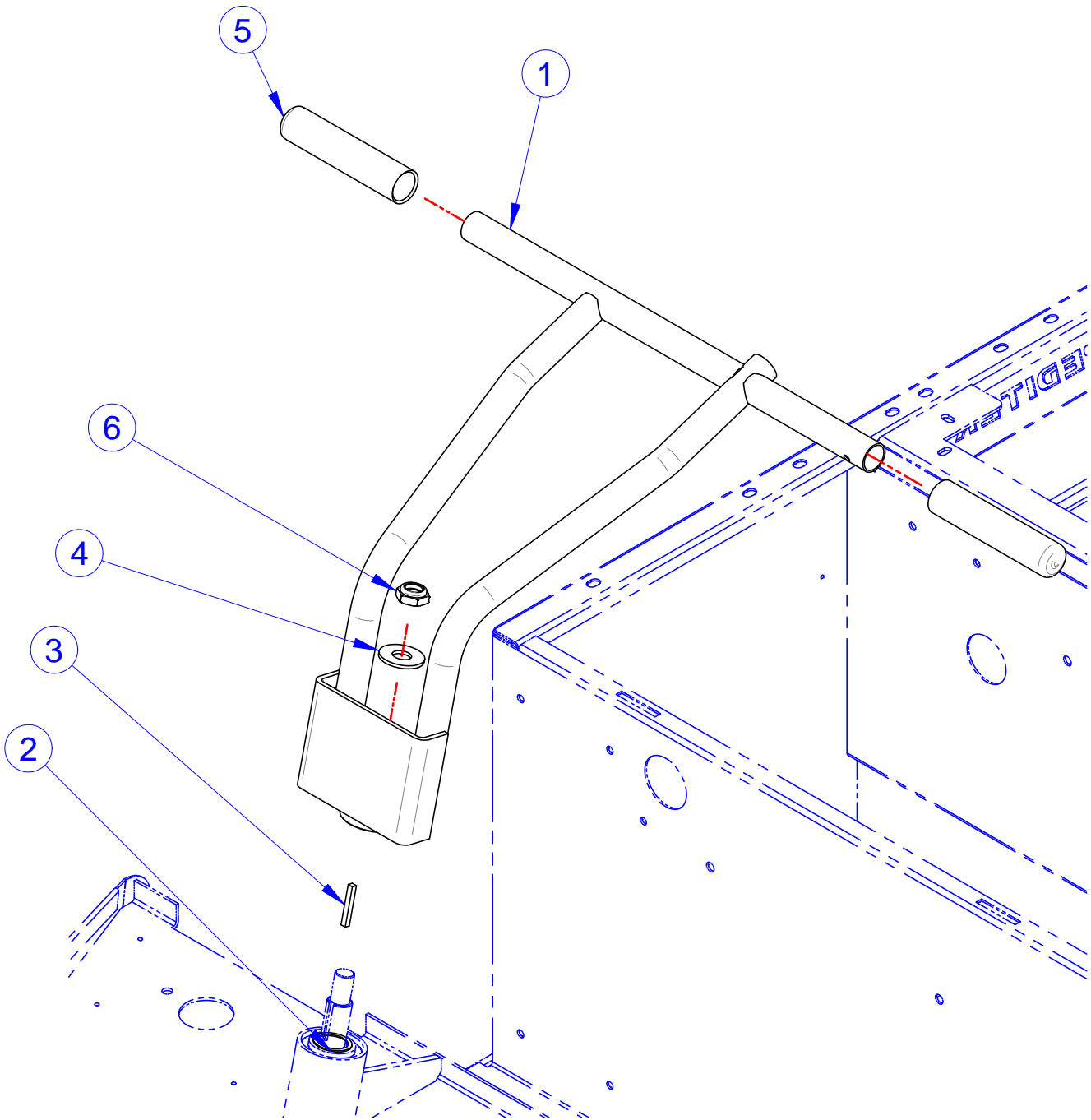
STEERING WHEEL



ITEM	CVG PN	DESCRIPTION	QTY	REF #
1-26	190451U	P&A KIT, EX21 STEERING WHEEL	KIT	190451
1	306438TB	SPROCKET, STEERING, TB	1	306438
2	307288TB	WLDMT, STEERING COLUMN, EX	1	307288
3	307292TB	WLDMT, STEERING COLUMN GUARD, EX	1	307292
4	309113	WLDMT, TRIPOD, EX21	1	309113
5	193048U	EX 21 STEERING PINION WELDMENT	1	313001
6	463399	ASM, STEERING WHEEL, SPORT	1	463399
7	463497	ASM, CHAIN, STEERING EX21 22 LINK	1	463497
8	468212	STEERING SHAFT, ASSY, EX21	1	468212
9	708511	WASHER, FLAT, 1/4", 18-8SS	8	708511
10	1039166	BALL BEARING, 0.75" ID	2	1039166
11	709043	SCORECARD HOLDER	1	709043
12	709353	WASHER, 1.25 OD X 1.00 ID X .042 THK	2	709353
13	719375	WSHR, 5/16X0.750X0.040, F/W, 18-8S/S	6	719375
14	719377	NUT, 5/16-18, L/N, NYL, NE, 18-8SS	3	719377
15	783193	SCREW, 5/16-18 X 2.25, HHCS, 18-8 SS	3	783193
16	719656	KEY, SQUARE PL, 3/16 X 1-7/16	1	719656
17	719765	BUSHING NYLON NN1216-20	1	719765
18	719767	WASHER, .76X1.42X.1, F/W, NYLON	2	719767
19	719808	WSHR, 9/16 (M14), F/W, USS, G8, MAGNI 525	1	719808
20	783130	WASHER, 3/4"IDX1.469"OD, FW, G8, ECOGUA	1	783130
21	719876	NUT, 1/4-20, L/N, NYL, NE, 316, S/S	4	719876
22	729263	SCREW #10X1, PPH, T/S, TA, MAGNI 525	3	729263
23	760010	ROLL PIN, 1/4 X 1 3/4"	1	760010
24	761650	SCREW, 1/4-20X2-1/4, HHCS, G8, SS	4	761650
25	761652	SCREW, 10-24X5/8, HWHTR, SS	6	761652
26	782766	NUT, 5/8-18, L/N, JAM, NYL, NTE, 18-8, S/S	2	782766

NOTE: Items with * in tables indicates parts not shown in drawing

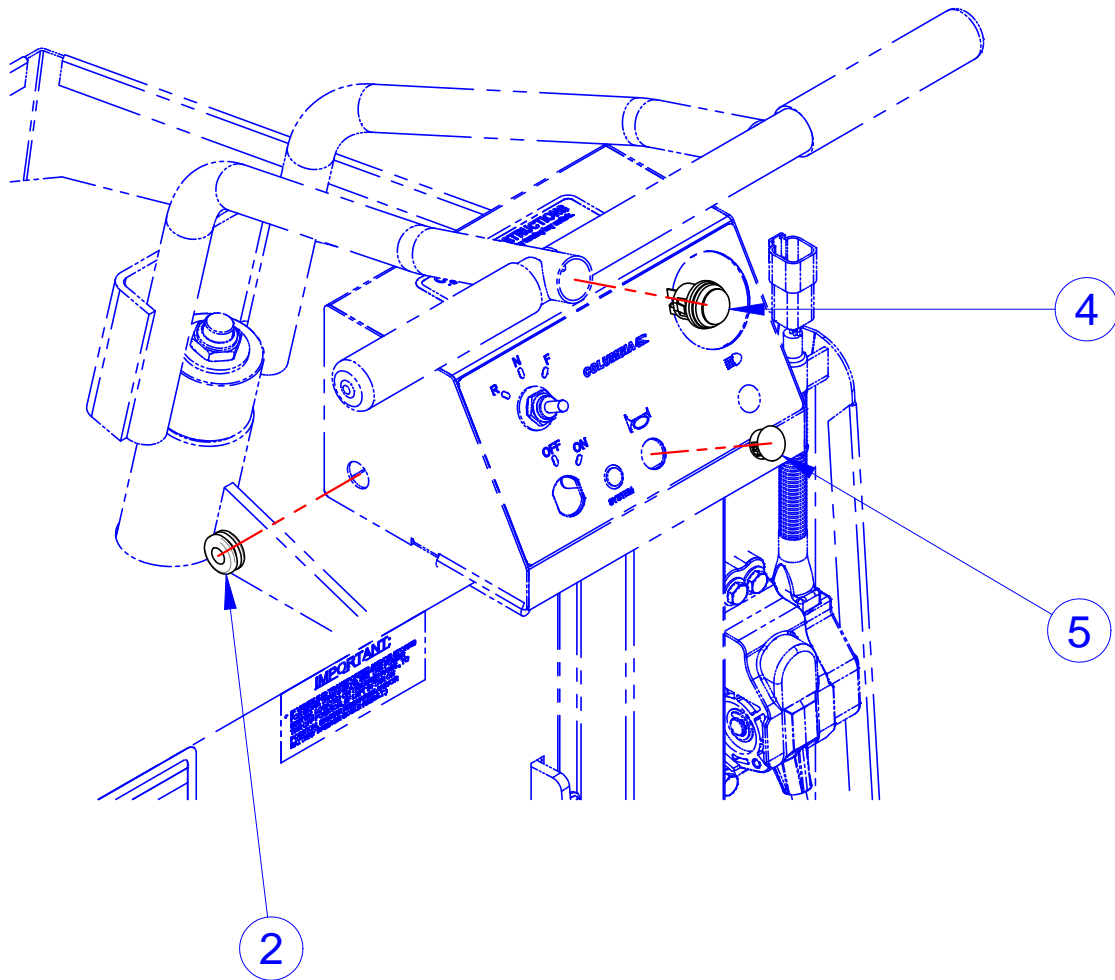
HANDLEBARS



ITEM	CVG PN	DESCRIPTION	QTY	REF #
1	193421U	WLDMT, HANDLEBAR, EX	1	314293
2	709353	WASHER, 1.25 OD X 1.00 ID X .042 THK	2	709353
3	719656	KEY, SQUARE PL, 3/16 X 1-7/16	1	719656
4	719808	WSHR, 9/16 (M14), F/W, USS, G8, MAGNI 525	1	719808
5	761788	GRIP, FLEXFIT, 1"IDX5"	2	761788
6	782766	NUT, 5/8-18, L/N, JAM, NYL, NTE, 18-8, S/S	1	782766

NOTE: Items with * in tables indicates parts not shown in drawing

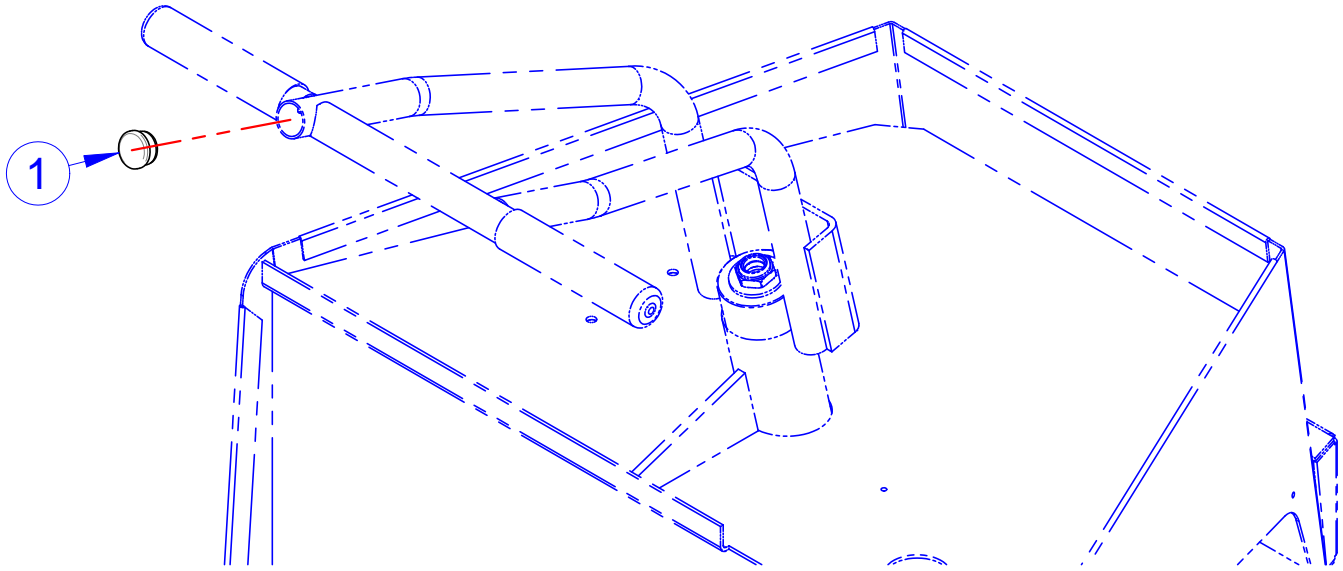
HANDLE HORN SWITCH



ITEM	CVG PN	DESCRIPTION	QTY	REF #
1*	468321	HARNESS, HORN SW, HANDLE BAR, EX	1	468321
2	719522	GROMMET, 3/8 X 7/8	1	719522
3*	739272	FOAM TAPE, 1/8 X 1/2	1	739272
4	761141	SWITCH, PUSH BUTTON	1	761141
5	782140	PLUG, .625 DOME, BLACK NYLON	1	782140

NOTE: Items with * in tables indicates parts not shown in drawing

HANDLEBAR PLUG



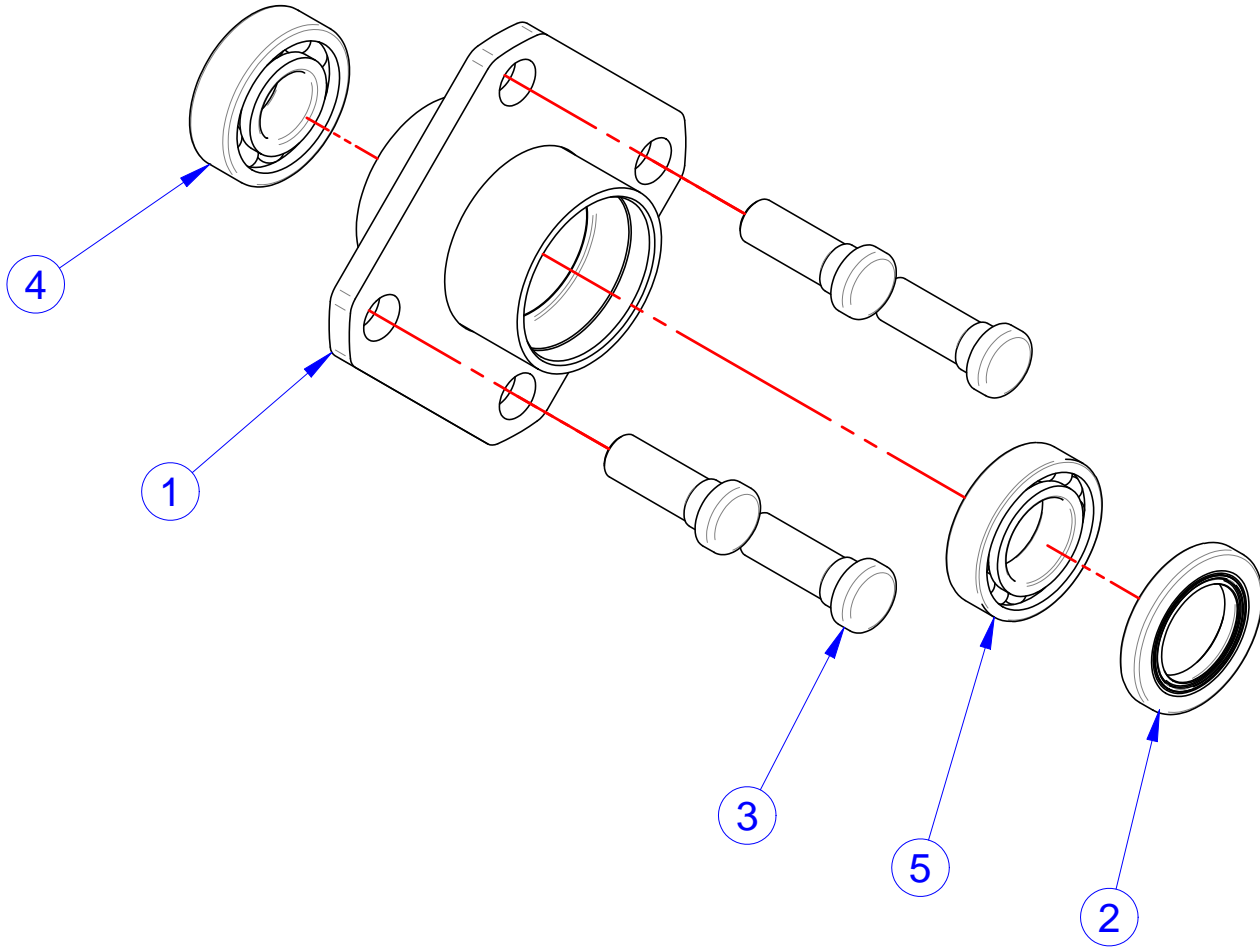
ITEM	CVG PN	DESCRIPTION	QTY	REF #
1	707043	PLUG,ROUND TUBE,1.00"ODX14/16GA	1	707043

NOTE: Items with * in tables indicates parts not shown in drawing

Columbia Vehicle Group, Inc.
A Nordic Group Company | Business Ventures Since 1947



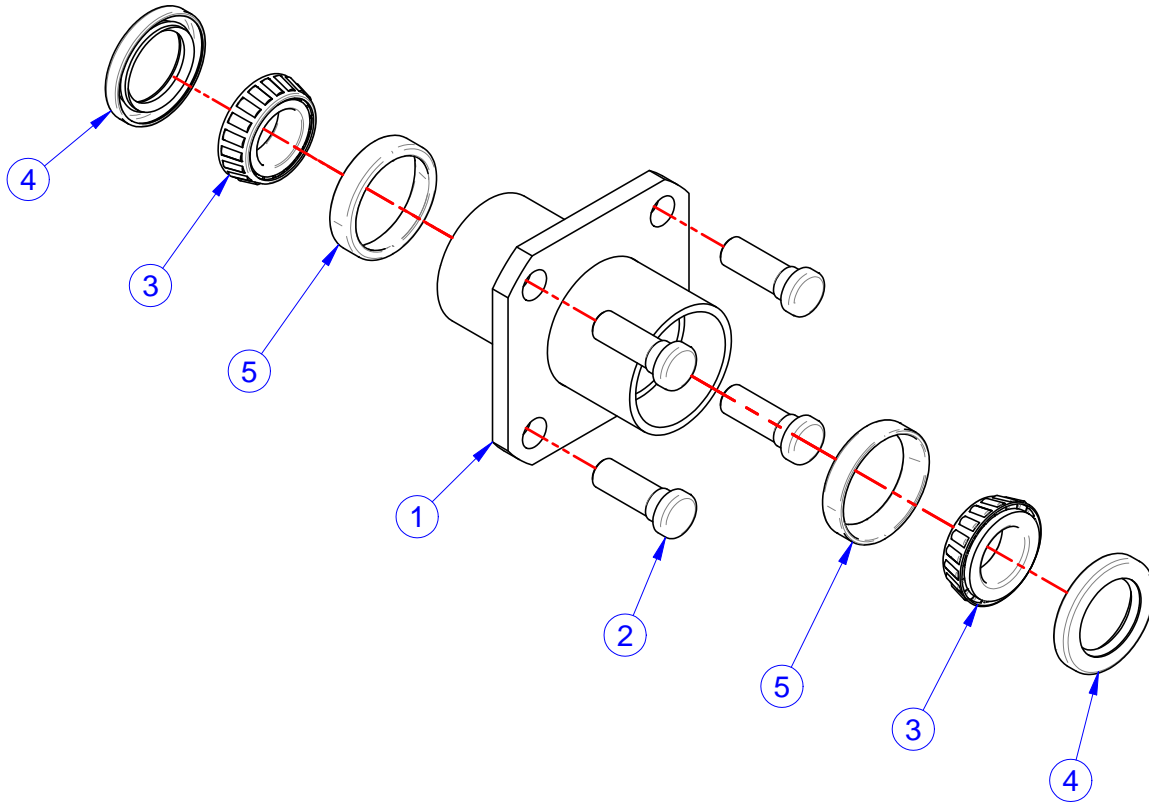
FRONT WHEEL HUB



ITEM	CVG PN	DESCRIPTION	QTY	REF #
1-5	461830	ASM, HUB, FRONT WHEEL	KIT	461830
1	461830	WLDMT, HUB, FRONT WHEEL	1	461830
2	1031504	SEAL, OIL, 1.125 X 1.874 X .25	1	1031504
3	719655	WHEEL BOLT, 1/2-20 X 1-1/2 G5 YELLOW	4	719655
4	1025977	BEARING, BALL, 6204 2RS C3	1	1025977
5	1025978	BEARING, BALL, 6005 2RS C3	1	1025978

NOTE: Items with * in tables indicates parts not shown in drawing

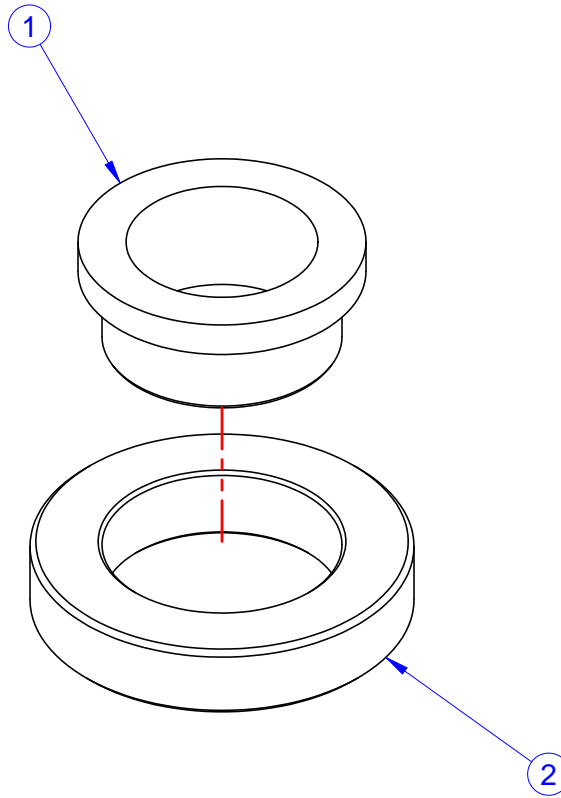
FRONT WHEEL HUB



ITEM	CVG PN	DESCRIPTION	QTY	REF #
1-5	467798	ASM, FRONT HUB, EX	KIT	467798
1	NONE	WLDMT, HUB, EX	1	310594
2	719655	WHEEL BOLT, 1/2-20 X 1-1/2 G5 YELLOW	4	719655
3	719684	ROLLER BEARING, L44643	2	719684
4	719685	OIL SEAL	2	719685
5	719686	RACE BEARING, L44610	2	719686

NOTE: Items with * in tables indicates parts not shown in drawing

NYLON BEARING



ITEM	CVG PN	DESCRIPTION	QTY	REF #
1-2	467529	ASM, NYLON BEARING	KIT	467529
1	759893	IGUS HIGH IMPACT FLNG BRNG	1	759893
2	759894	BEARING REDUCER, 2.00 X 1.25 X 0.40	1	759894

NOTE: Items with * in tables indicates parts not shown in drawing



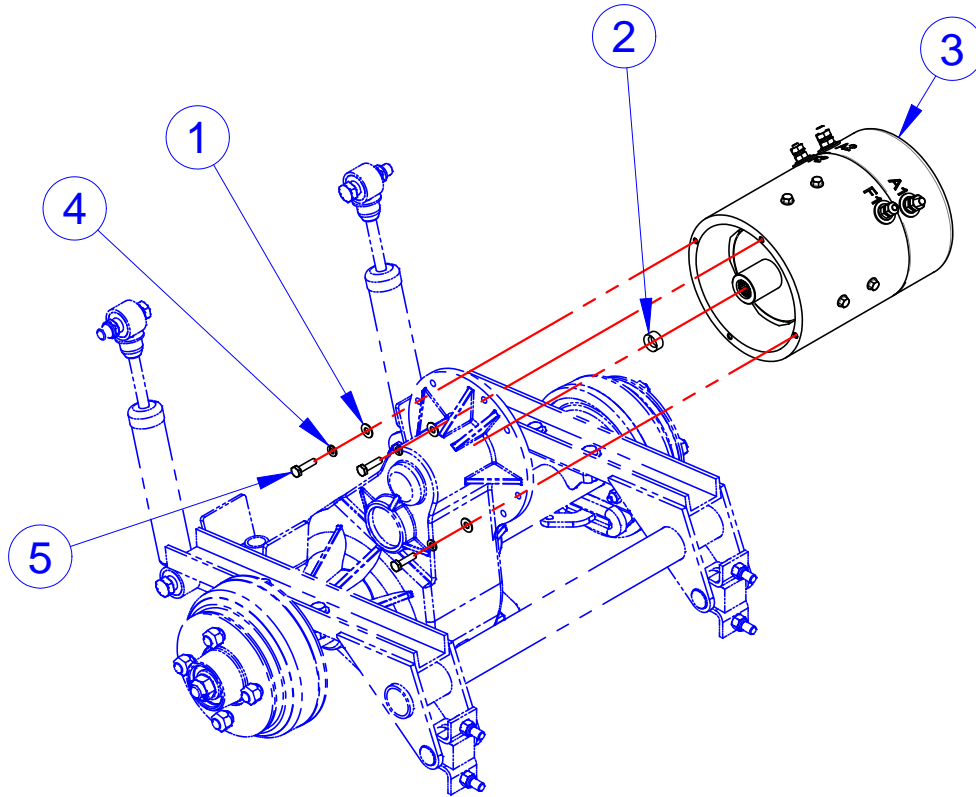
COLUMBIA

EXPEDITER

PARTS MANUAL SECTION 3

REAR SUSPENSION/ DRIVE TRAIN

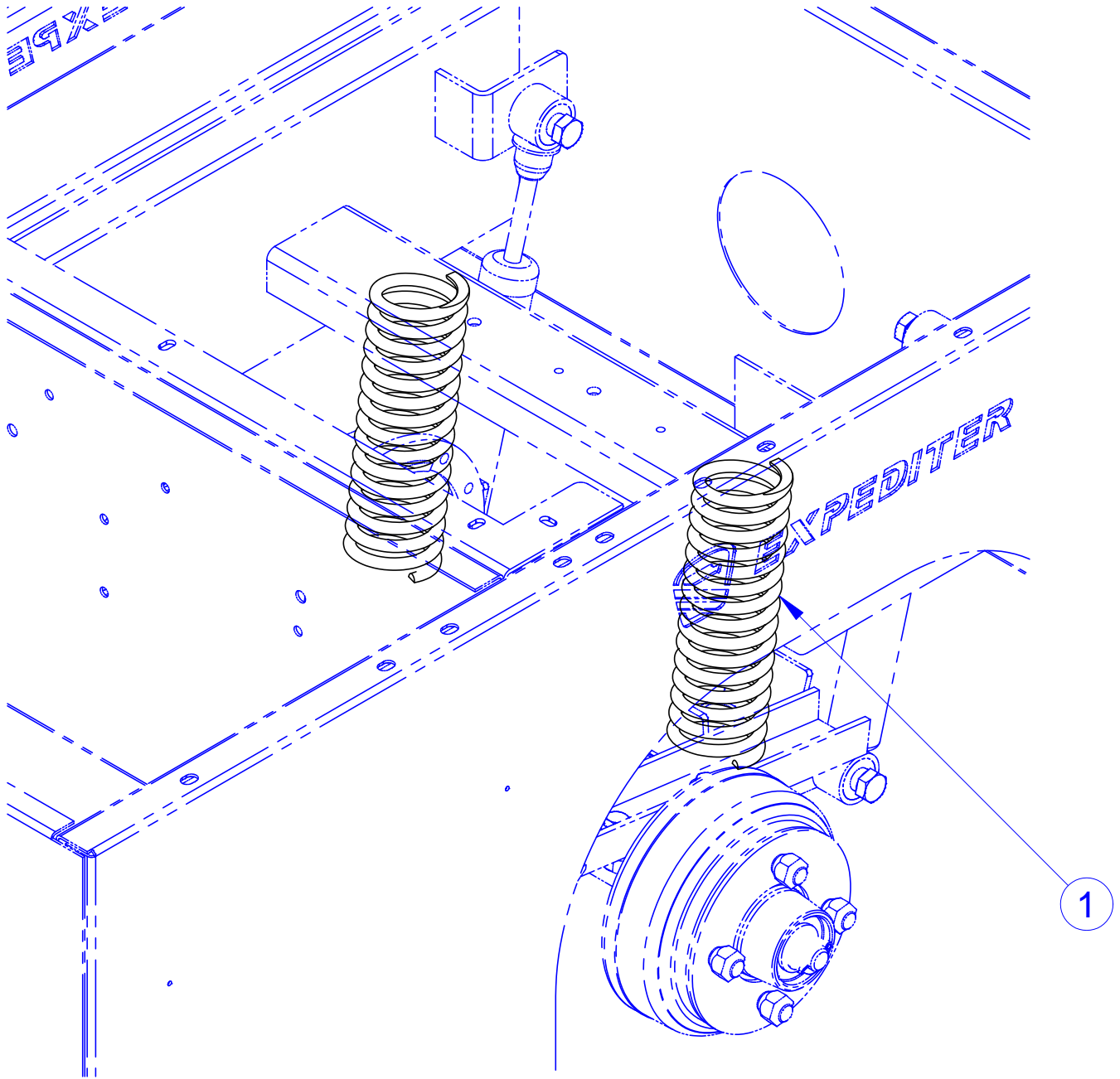
MOTOR HARDWARE



ITEM	CVG PN	DESCRIPTION	QTY	REF #
1	708511	WASHER, FLAT, 1/4", 18-8SS	3	708511
2	709050	RESILIENT BUMPER-ELEC MOTOR	1	709050
3	193186U	P&A KIT, ELECT. MOTOR, 48V SEP-EX	1	193186
4	719378	WSHR, 1/4 (M6), L/W, SPLIT, 18-8, S/S	3	719378
5	782785	SCREW, 1/4-20X1.0, HHCS, 18-8SS	3	782785

NOTE: Items with * in tables indicates parts not shown in drawing

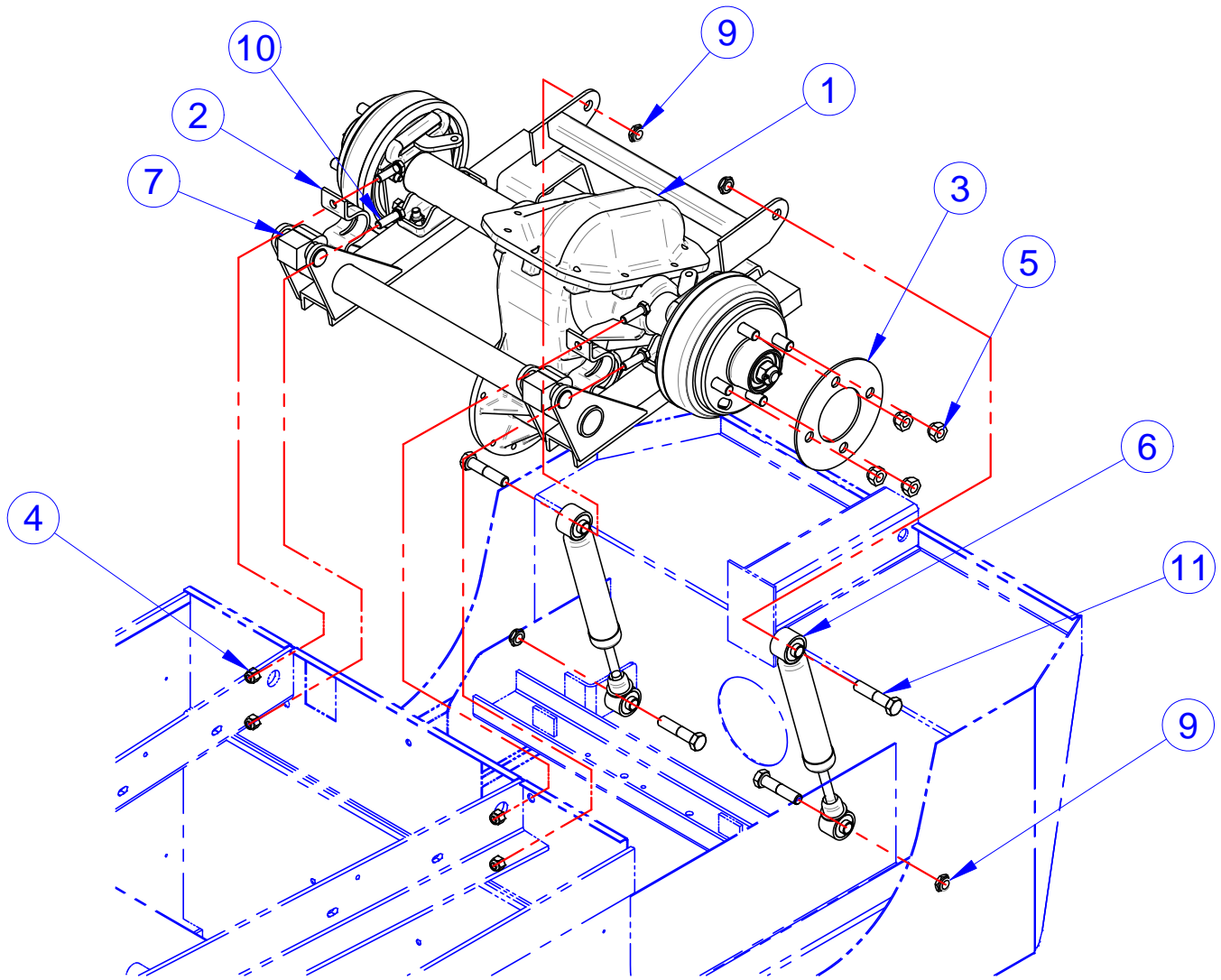
REAR SPRINGS



ITEM	CVG PN	DESCRIPTION	QTY	REF #
1	709403	SPRING, COMPRESSION (STANDARD)	2	709403
	719167	SPRING, COMPRESSION, 2.5"OD X 10"(HEAVY DUTY)	2	719167

NOTE: Items with * in tables indicates parts not shown in drawing

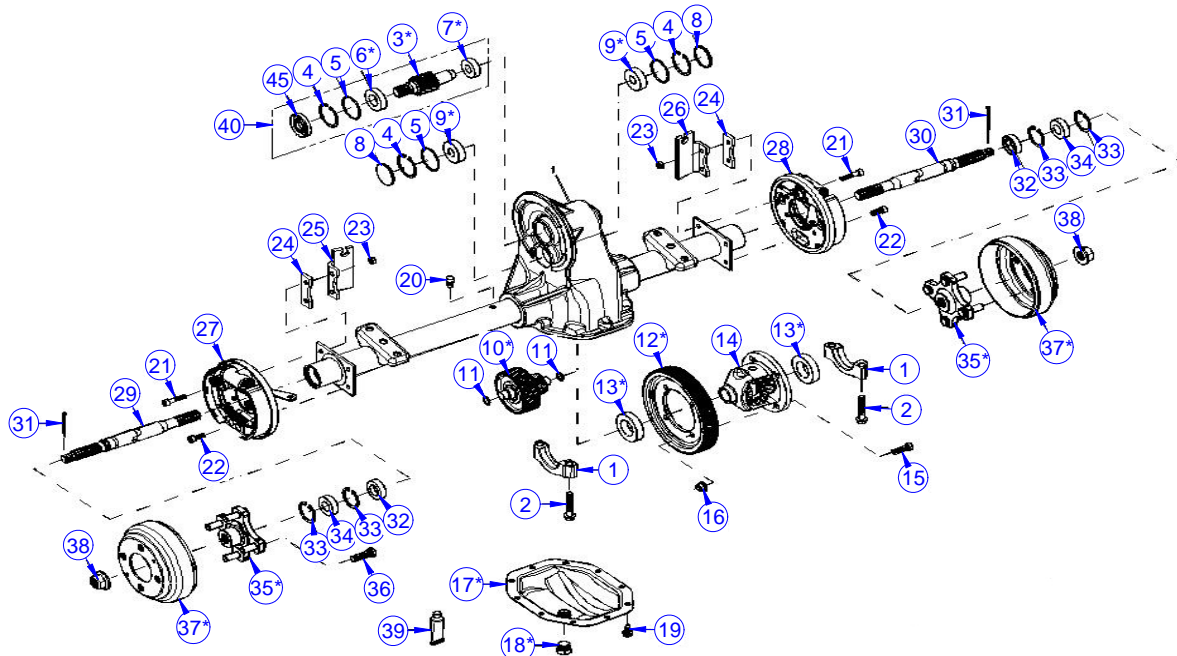
REAR AXLE



ITEM	CVG PN	DESCRIPTION	QTY	REF #
1	NONE	ASSY, 12.44 AXLE, EX	1	467787
	NONE	ASSY, 16.99 AXLE, EX	1	467789
2	509190	STABILIZER RETAINER	2	509190
3	509958PL	SPACER, WHEEL - 4 HOLE, 10 GA THK	2	509958PL
4	708860	NUT, 3/8-16, L/N, NYL, NE, 18-8, S/S	4	708860
5	709002	NUT, 1/2-20, TAPERED WHEEL	8	709002
6	709006	SHOCK ABSORBER	2	709006
7	709405	BLOCK, STABILIZER	2	709405
8*	NONE	OIL, 30W GEAR, HELICAL AXLE	1	709417
9	782739	NUT, 1/2-13, NYLOCK NE, GE, MAGNI 525	4	782739
10	782787	SCREW, 3/8-16X1.25, HHCS, 18-8SS	4	782787
11	783104	SCR, 1/2-13 X 2.25, HCS, G8, ECO	4	783104

NOTE: Items with * in tables indicates parts not shown in drawing

AXLE COMPONENTS



ITEM	CVG PN	DESCRIPTION	QTY	REF #
3	NONE	Shaft, Input (see 760376 for input gear info)	1	NONE
4	749701	Ring, Snap	3	749701
5	729030	O-Ring	3	729030
6	1030273	BEARING, BALL, 6005 C3	1	1030273
7	1030272	BEARING, BALL, 6203 C3	1	749699
9	1030274	BEARING, BALL, 6303 C3	2	749419
10	NONE	Shaft, Intermediate Gear (see 760376 for gear info)	1	NONE
11	719132	O-Ring	2	719132
12	NONE	Gear, Final Drive (see 760367 for final gear info)	1	NONE
13	1030734	BEARING, BALL, 6007 C3	2	749700
14	749575	Differential Case Assembly	1	749575
17	749702	Plate, Cover	1	749702
18	749704	Plug, Drain/Fill	1	749704
23	782543	Nut, Lock	8	782543
24	NONE	Spacer, Bracket	2	NONE
25	510210	Bracket, Brake Cable (Mechanical Brakes)	1	503969
26	510209	Bracket, Brake Cable (Mechanical Brakes)	1	503970
27	709171	Assembly, Brake, LH (Mechanical)	1	709171
28	709170	Assembly, Brake, RH (Mechanical)	1	709170
29	749696	Shaft, Axle, LH (Long)	1	749696
30	749698	Shaft, Axle, RH (Short)	1	749698
31	NONE	Pin, Cotter	2	707337
32	749367	Seal, Oil	2	749367
33	749370	Ring, Retaining	4	749370
34	749369	Bearing, Ball	2	749369
35	NONE	Assembly, Hub, Wheel	2	NONE
36	719463	Bolt, Wheel (1.68" Long)	8	719463
37	NONE	Drum, Brake	2	NONE
38	NONE	Nut, 5/8-18, Hex, Flange, Locking	2	NONE
42*	NONE	Kit, Bearing	1	NONE
43*	NONE	Kit, Cover Plate	1	NONE
44*	719281	Kit, Hub/Drum	2	719281
45	760371	Oil Seal - Input Shaft	1	760371
46*	191697U	Kit, Input Bearing & O-Ring (refer to 760376 for kit info)	1	191697U
47*	NONE	Hub	2	NONE

NOTE: Items with * in tables indicates parts not shown in drawing



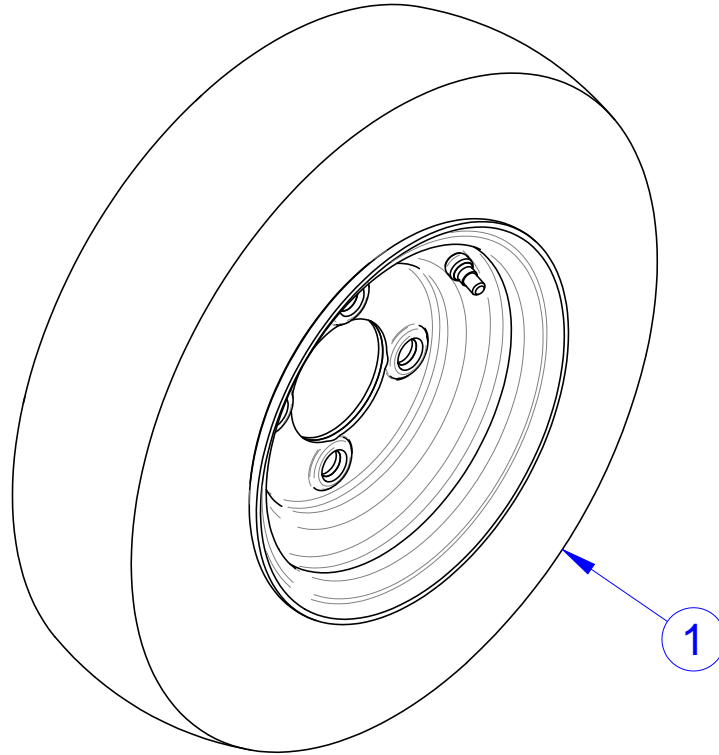
COLUMBIA

EXPEDITER

PARTS MANUAL SECTION 4

WHEELS

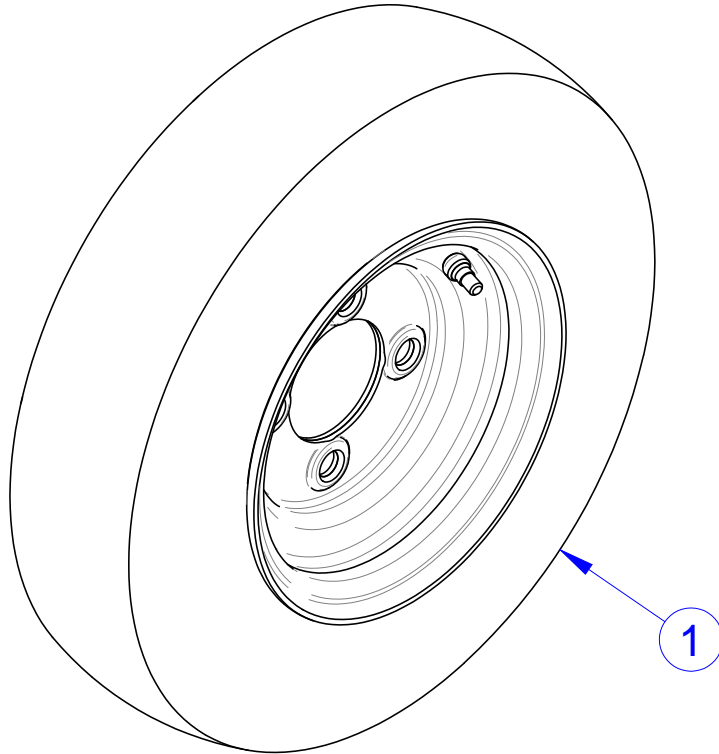
3 WHEEL OPTIONS



3-WHEELED VEHICLE OPTIONS				
ITEM	CVG PN	DESCRIPTION	QTY	REF #
1	709107	RIM & TIRE, 4.80 X 8.00 LRB (STANDARD)	3	709107
	709930	TIRE/WHEEL ASSY, 4.0X8 SLD NONMARK		709930
	760323	TIRE/WHEEL ASSY,4-H ,4.8X8NM,LRC		760323
	761742	TIRE/WHEEL ASSY,4.8X8,FLEX FOAM		761742

NOTE: Items with * in tables indicates parts not shown in drawing

4 WHEEL OPTIONS



4-WHEELED VEHICLE OPTIONS				
ITEM	CVG PN	DESCRIPTION	QTY	REF #
1	709107	RIM & TIRE, 4.80 X 8.00 LRB (STANDARD)	4	709107
	709930	TIRE/WHEEL ASSY, 4.0X8 SLD NONMARK		709930
	760323	TIRE/WHEEL ASSY,4-H ,4.8X8NM,LRC		760323
	761742	TIRE/WHEEL ASSY,4.8X8,FLEX FOAM		761742

NOTE: Items with * in tables indicates parts not shown in drawing



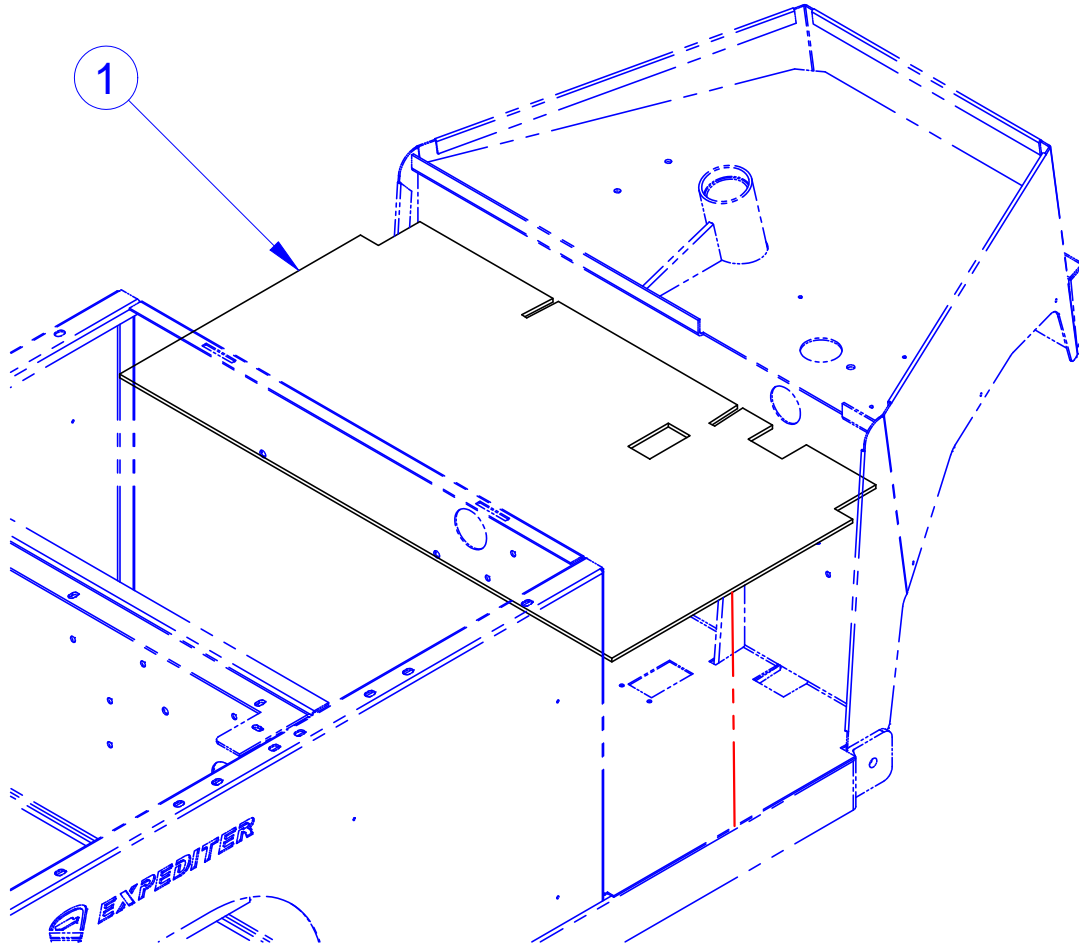
COLUMBIA

EXPEDITER

PARTS MANUAL SECTION 5

BODY

FLOORMAT



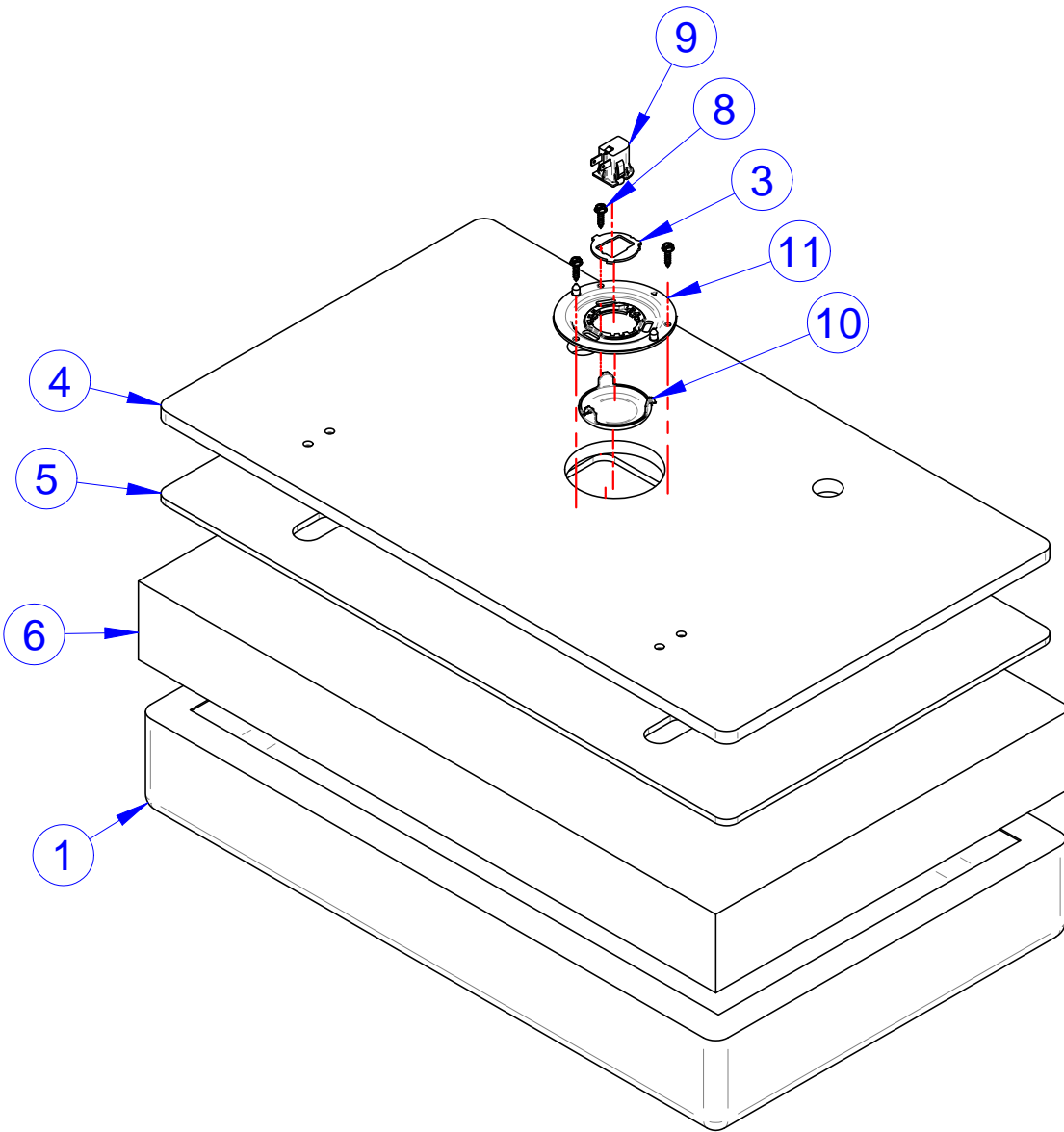
ITEM	CVG PN	DESCRIPTION	QTY	REF #
1	1025149	FLOORMAT, EXPEDITER	1	1025149

NOTE: Items with * in tables indicates parts not shown in drawing

Columbia Vehicle Group, Inc.
A Nordic Group Company | Business Ventures Since 1947



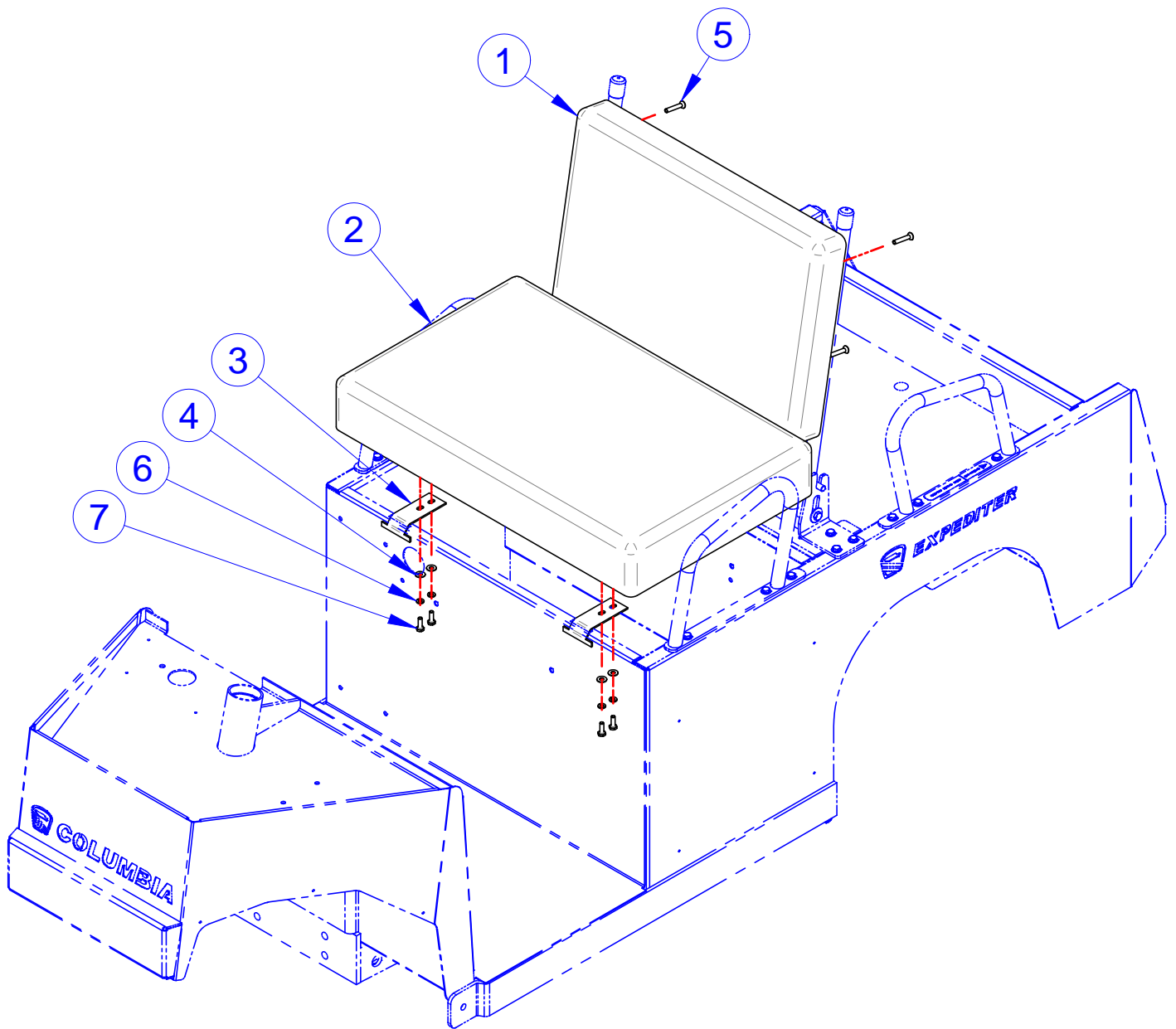
BOTTOM CUSHION



ITEM	CVG PN	DESCRIPTION	QTY	REF #
1	NONE	COVER, CUSHION, EX	1	304518
2*	468059	HARNESS, BC HANDBRAKE SWITCH	1	468059
3	517350PL	DELTA SWITCH REMOVABLE BRACKET	1	517350
4	NONE	BOARD, CUSH, EX, DELTA SW	1	518258
5	NONE	SPACER, CUSH, EX, DELTA SW	1	518259
6	NONE	FOAM, CUSHION - EX 21	1	703387
7*	NONE	STAPLE, 3/8", J.K.680-10	40	708095
8	719563	SCREW, #10X3/4, SHWH, T/S, TA, ZC	3	719563
9	781173	SWITCH, PLUNGER, DELTA, NO, #6440-04	1	781173
10	782865	SWITCH ACTUATOR CAP	1	782865
11	782880	DELTA SWITCH HOLDER	1	782880

NOTE: Items with * in tables indicates parts not shown in drawing

FRONT CUSHIONS



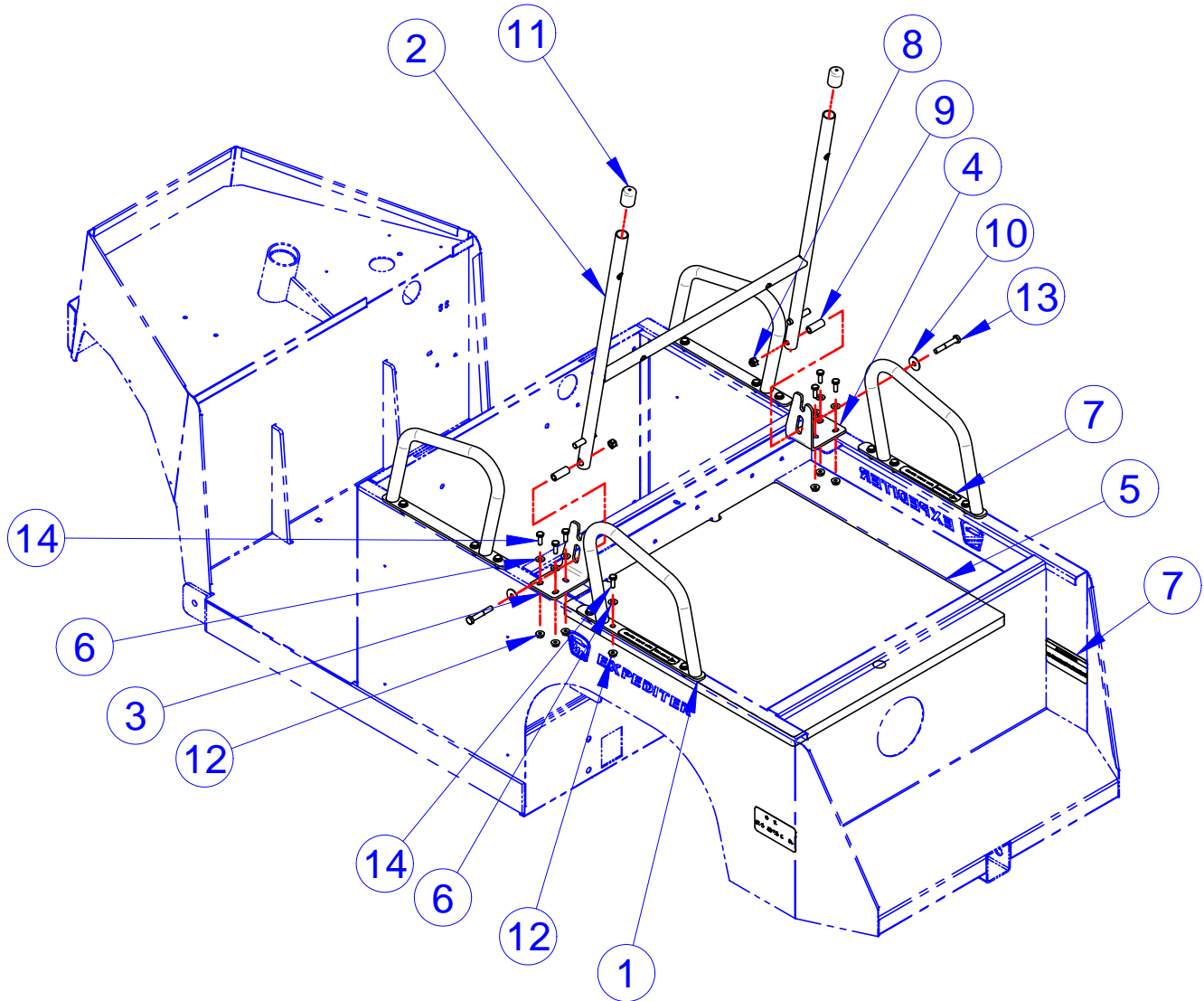
ITEM	CVG PN	DESCRIPTION	QTY	REF #
1	104517	CUSHION, BACK - EX 21	1	104517
2	314703	CUSHION W/DELTA SW, EX	1	314703
3	510033	TAB, SEAT - FOLDING, W/ LOCK	2	510033
4	708511	WASHER, FLAT, 1/4", 18-8SS	4	708511
5	708590	SCREW, 1/4-20X1-1/2, POH, M/S, MAG525	4	708590
6	719378	WSHR, 1/4 (M6), LW, SPLIT, 18-8, S/S	4	719378
7	782784	SCREW, 1/4-20X3/4, HHCS, 18-8SS	4	782784

NOTE: Items with * in tables indicates parts not shown in drawing

Columbia Vehicle Group, Inc.
A Nordic Group Company | Business Ventures Since 1947



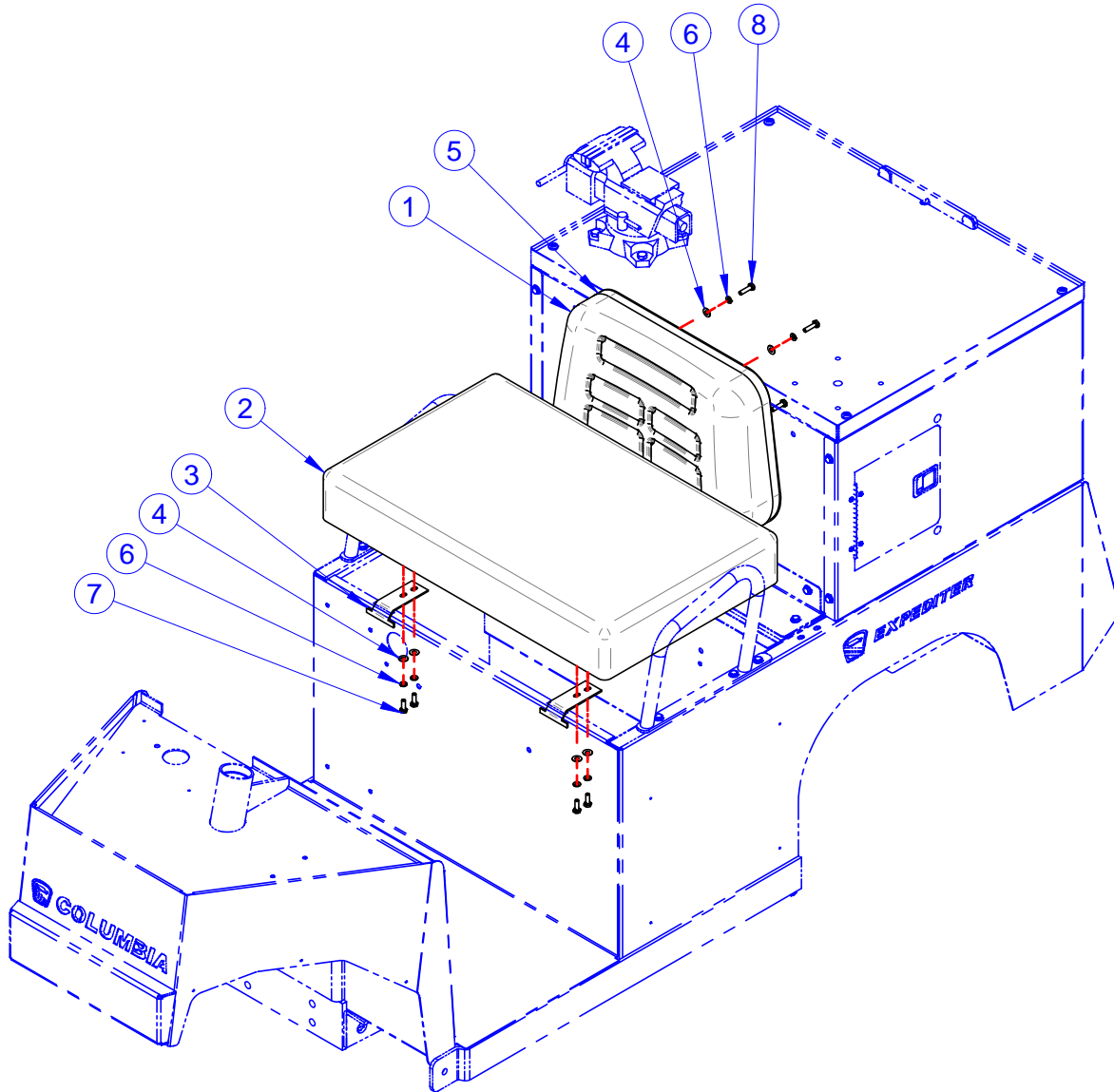
FOLDING SEATBACK



ITEM	CVG PN	DESCRIPTION	QTY	REF #
1	303393TB	CPC WLDMT HANDRAIL UTIL	4	303393
2	304516TB	FRAME, BACK - EX 21	1	304516
3	509634TB	SEATBK MTG BRKT LH, TB	1	509634
4	509635TB	SEATBK MTG BRKT RH, TB	1	509635
5	513689	DECK, EX21 MEZZTREAD	1	513689
6	708511	WASHER, FLAT, 1/4", 18-8SS	18	708511
7	709703	LABEL, SET - EX-21/TE-31	1	709703
8	719377	NUT, 5/16-18, L/N, NYL, NE, 18-8SS	2	719377
9	719742	SPACER, .50ODX.313IDX1.31"L,BLK NYL	2	719742
10	719816	WASHER, 5/16X1X.062,F/W,NYL	2	719816
11	729161	END CAP PLUG, SEATBACK - EX 21	2	729161
12	761637	NUT, 1/4-20, SERRATED FLANGE, 18-8 SS	18	761637
13	782298	SCR, 5/16-18 X 2, HHCS, 18-8, S/S	2	782298
14	782784	SCREW, 1/4-20X3/4, HHCS, 18-8SS	18	782784

NOTE: Items with * in tables indicates parts not shown in drawing

TOOL EXPRESS CUSHIONS



ITEM	CVG PN	DESCRIPTION	QTY	REF #
1	304216	CPC BACK ASSY, COVER PER ORDER	1	304216
2	314703	CUSHION W/DELTA SW, EX	1	314703
3	510033	TAB, SEAT - FOLDING, W/ LOCK	2	510033
4	708511	WASHER, FLAT, 1/4", 18-8SS	7	708511
5	709025	COVER - SEAT, BACK	1	709025
6	719378	WSHR, 1/4 (M6), L/W, SPLIT, 18-8, S/S	7	719378
7	782784	SCREW, 1/4-20X3/4, HHCS, 18-8SS	4	782784
8	782785	SCREW, 1/4-20X1.0, HHCS, 18-8SS	3	782785

NOTE: Items with * in tables indicates parts not shown in drawing

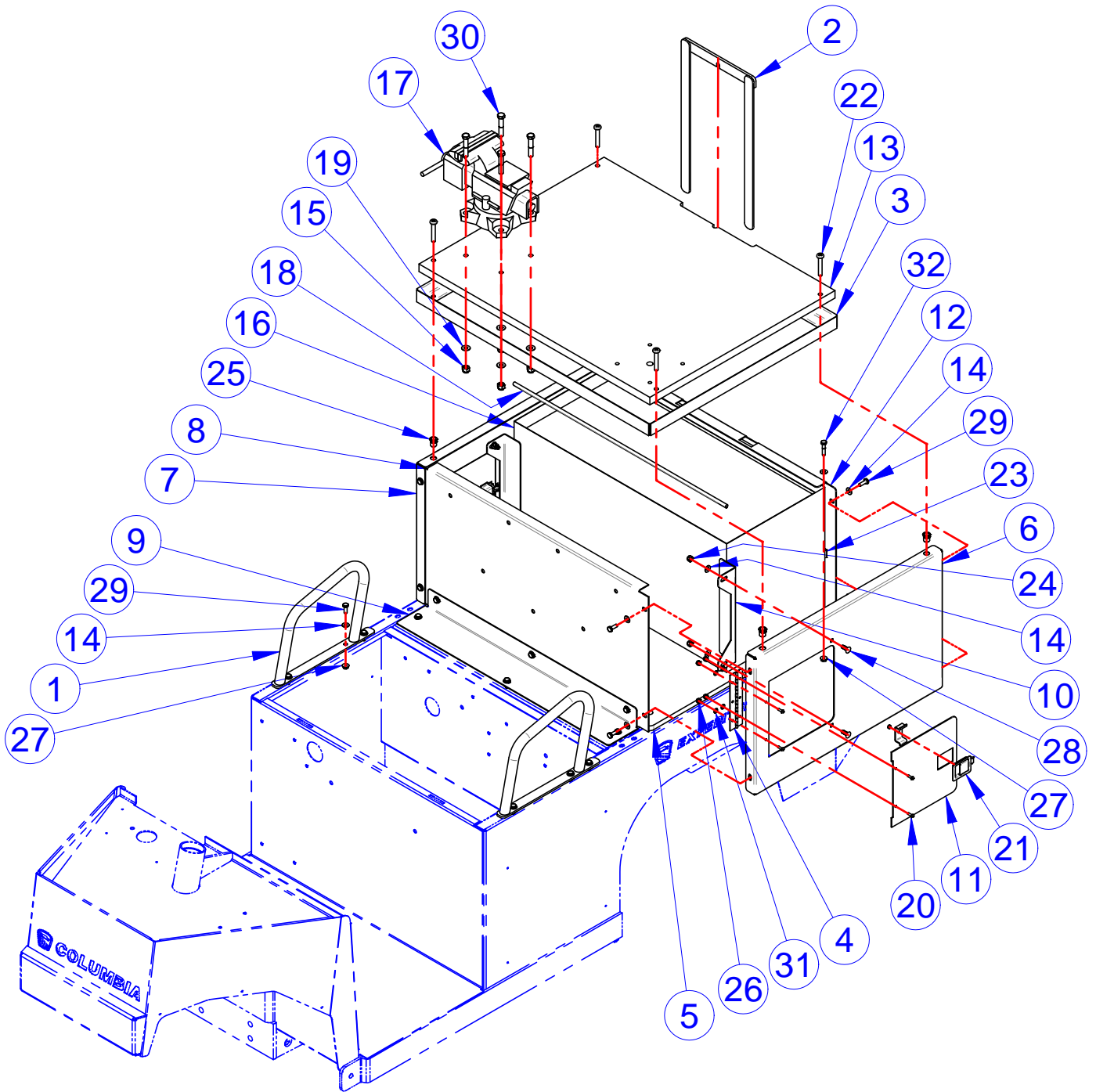
TOOL EXPRESS UNIT

DRAWINGS FOR BILL OF MATERIALS ON THE FOLLOWING PAGE.

ITEM	CVG PN	DESCRIPTION	QTY	REF #
1-32	190436U	KIT, TOOL EXPRESS, EX	KIT	190436A
1	303393TB	CPC WLDMT HANDRAIL UTIL	2	303393
2	305435	LOCKING BAR, TE31	1	305435
3	316599TB	WLDMT, BRD FRAME, TOOL EXPRSS, TB	1	316599
4	309105TB	HINGE, ACCESS DOOR, TXT BLK	2	309105
5	509992B	DECK, TOOL EXPRESS, LOWER	1	509992
6	509993TB	SIDE PANEL, LH, TOOL EXPRESS	1	509993
7	509994TB	SIDE PANEL, RH, TOOL EXPRESS	1	509994
8	509995TB	BACK PANEL, TOOL EXPRESS	1	509995
9	509996	BRKT, SPRT - TOOL EXPRESS	1	509996
10	509998	BRKT - DOOR STOP / BX RESTRAINT	2	509998
11	509999TB	DOOR, TOOL EXPRESS	2	509999
12	510034TB	FRONT PANEL, TOOL EXPRESS	1	510034
13	513017	DECK, TE UPPER MEZZTREAD	1	513017
14	708511	WASHER, FLAT, 1/4", 18-8SS	27	708511
15	708860	NUT, 3/8-16, L/N, NYL, NE, 18-8, S/S	4	708860
16	709947	TOOL BOX, TOOL EXPRESS	1	709947
17	709950	WISE, 4", TOOL EXPRESS	1	709950
18	719355	MOLDING, BLACK, 26.00" LONG	1	719355
19	719375	WSHR,5/16X0.750X0.040,F/W,18-8S/S	4	719375
20	719571	SCREW,#8-32X1/2,PPH,M/S,18-8,S/S	8	719571
21	719724	LATCH BLK PADDLE SOUTHCO	2	719724
22	719730	SCREW,5/16-18X2.00",PPH,M/S,BLKMAX	4	719730
23	719738	BUMPER BLACK 3M#SJ5023	2	719738
24	719876	NUT, 1/4-20, L/N, NYL, NE, 316, S/S	4	719876
25	719929	NUT,5/16-18,RIV,KNRLD,0.027-0.150,YWZC	4	719929
26	761630	NUT, #8-32, NILN, 18-8, SS	8	761630
27	761637	NUT,1/4-20,SERRATED FLANGE, 18-8 SS	23	761637
28	781739	SCR, 1/4-20 X 0.75, CARR, 18-8, S/S	4	781739
29	782784	SCREW,1/4-20X3/4,HHCS,18-8SS	20	782784
30	782796	SCR, 3/8-16 X 2, HHCS, 18-8, S/S	4	782796
31	782820	WASHER,#8X.438OD,SAE F/W,18-8 SS	8	782820
32	783108	SCR, 1/4-20 X 1.25, HCS, 18-8, SS	3	783108

NOTE: Items with * in tables indicates parts not shown in drawing

TOOL EXPRESS UNIT

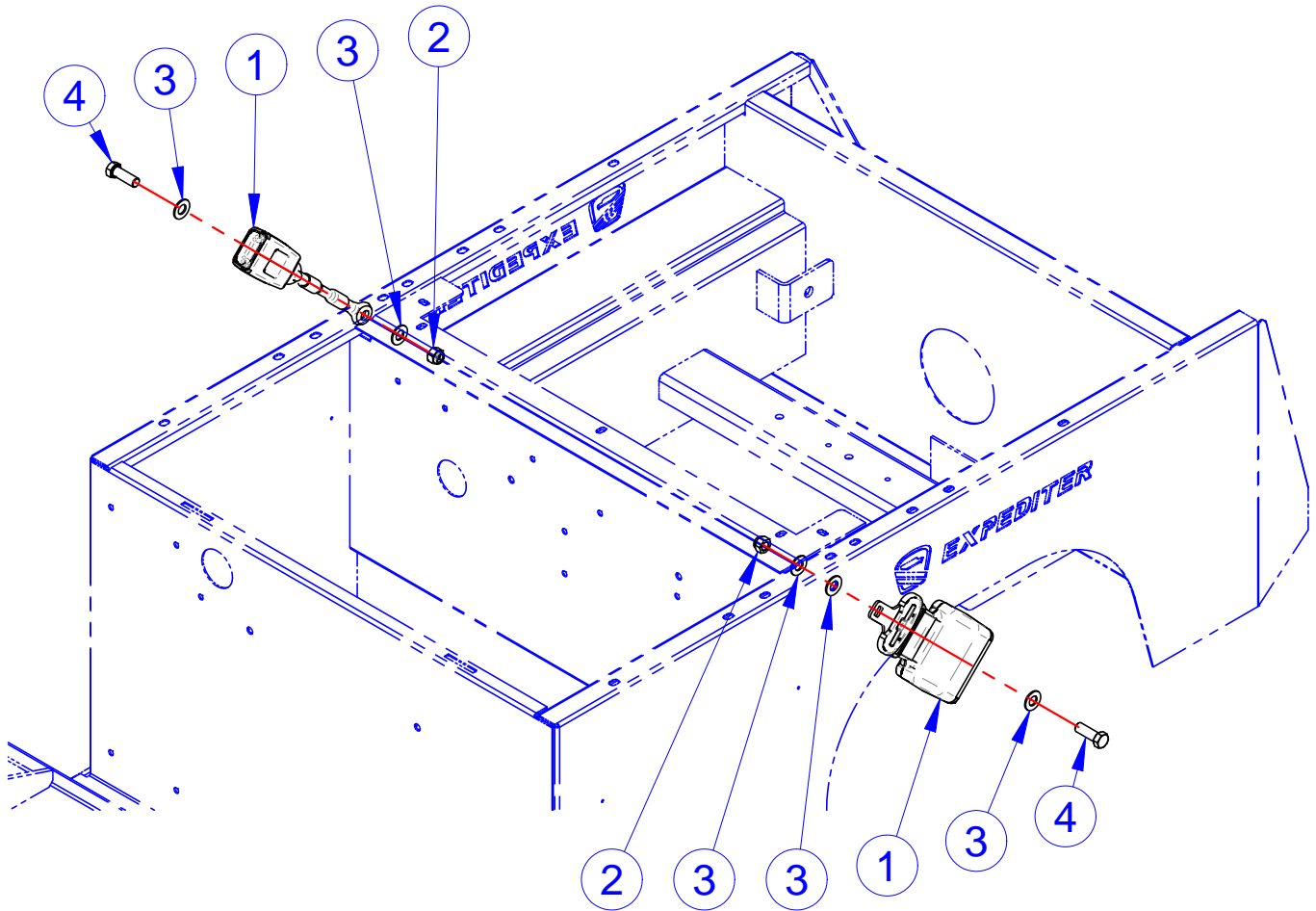


NOTE: Items with * in tables indicates parts not shown in drawing

Columbia Vehicle Group, Inc.
A Nordic Group Company | Business Ventures Since 1947



FRONT 2-PT SEAT BELT



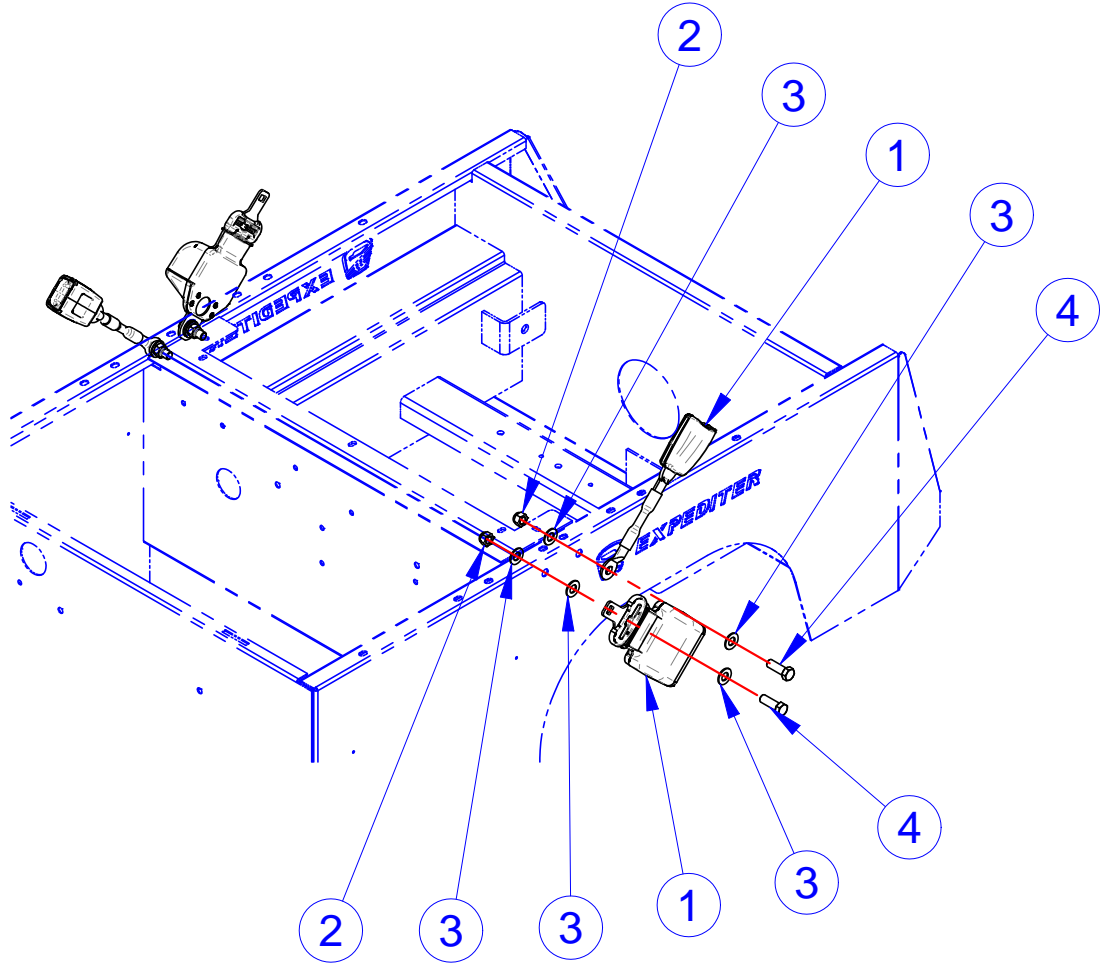
ITEM	CVG PN	DESCRIPTION	QTY	REF #
1	781923	SEAT BELT,2X48,2-TTH ALR,H2, CABLE	1	781923
2	782751	NUT, 7/16-20, L/N, NYL, NE, G8, MAGNI 525	2	782751
3	782752	WSHR, 7/16 (M11), SAE, F/W, G8, MAGNI 525	5	782752
4	782755	SCR, 7/16-20 X 1.25, HHCS, G8, MAGNI 525	2	782755

NOTE: Items with * in tables indicates parts not shown in drawing

Columbia Vehicle Group, Inc.
A Nordic Group Company | Business Ventures Since 1947



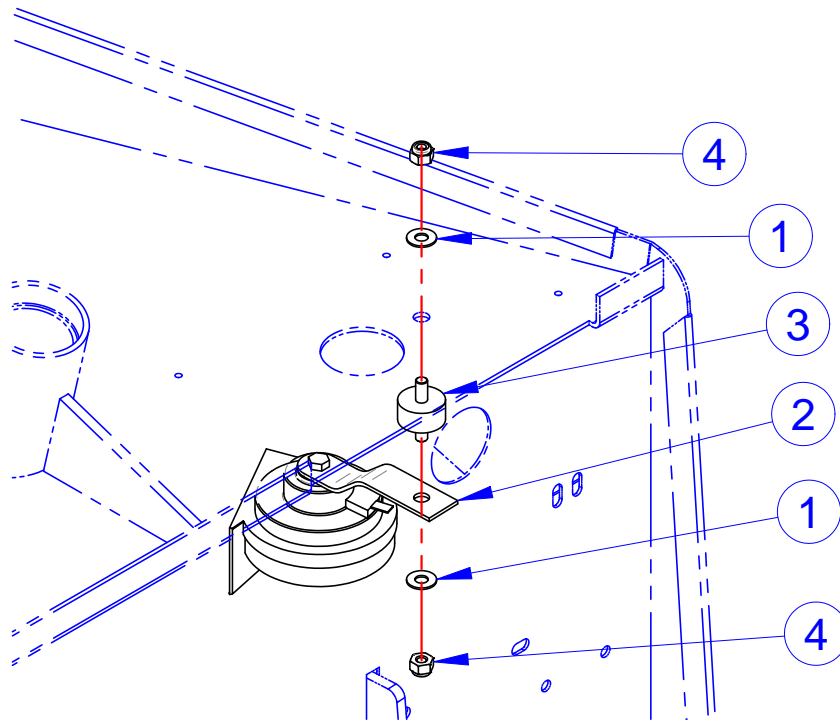
SEAT BELT, REAR-FACING SEAT



ITEM	CVG PN	DESCRIPTION	QTY	REF #
1	781923	SEAT BELT,2X48,2-TTH ALR,H2, CABLE	2	781923
2	782751	NUT, 7/16-20, L/N, NYL, NE, G8, MAGNI 525	4	782751
3	782752	WSHR, 7/16 (M11), SAE, F/W, G8, MAGNI 525	10	782752
4	782755	SCR, 7/16-20 X 1.25, HHCS, G8, MAGNI 525	4	782755

NOTE: Items with * in tables indicates parts not shown in drawing

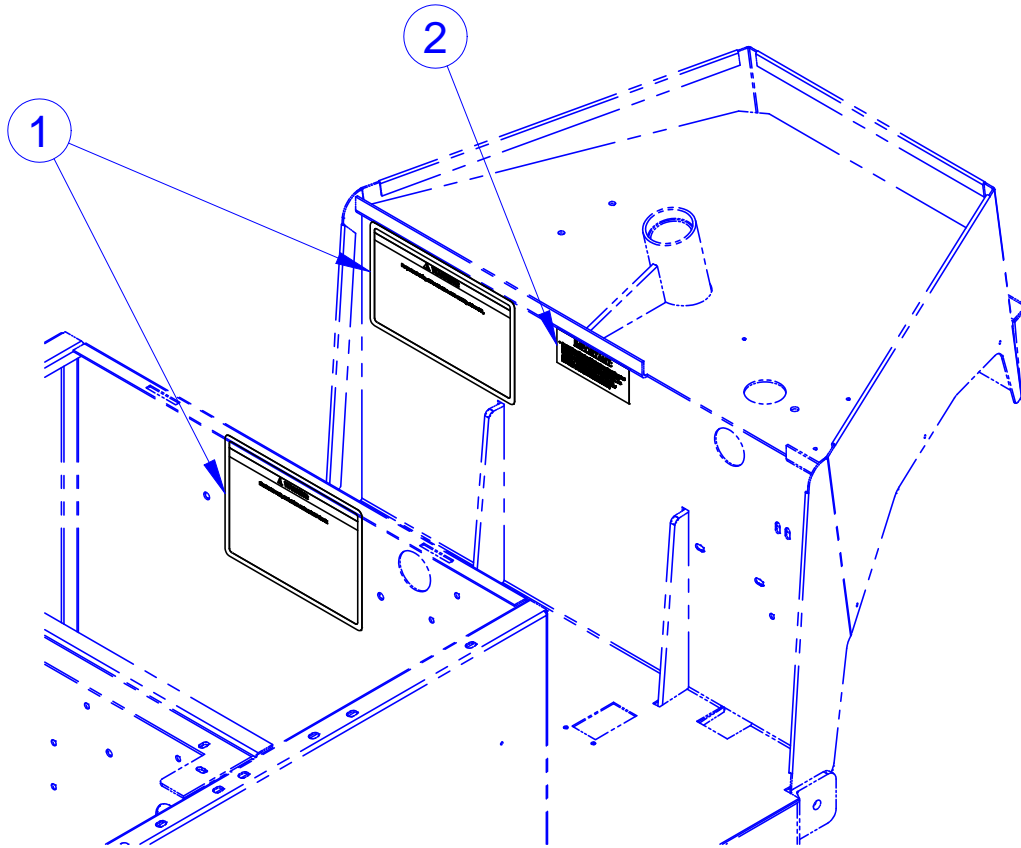
HORN



ITEM	CVG PN	DESCRIPTION	QTY	REF #
1	708511	WASHER, FLAT, 1/4", 18-8SS	2	708511
2	1017768	HORN, 12V, LOW TONE	1	1017768
3	709204	BUMPER, STUD, RUBBER	1	709204
4	719876	NUT, 1/4-20, L/N, NYL, NE, 316, S/S	2	719876

NOTE: Items with * in tables indicates parts not shown in drawing

LABELS



ITEM	CVG PN	DESCRIPTION	QTY	REF #
1	709703	LABEL, SET - EX-21/TE-31	1	709703
2	719426	DECAL, SWITCH SET POSITION	1	719426

NOTE: Items with * in tables indicates parts not shown in drawing



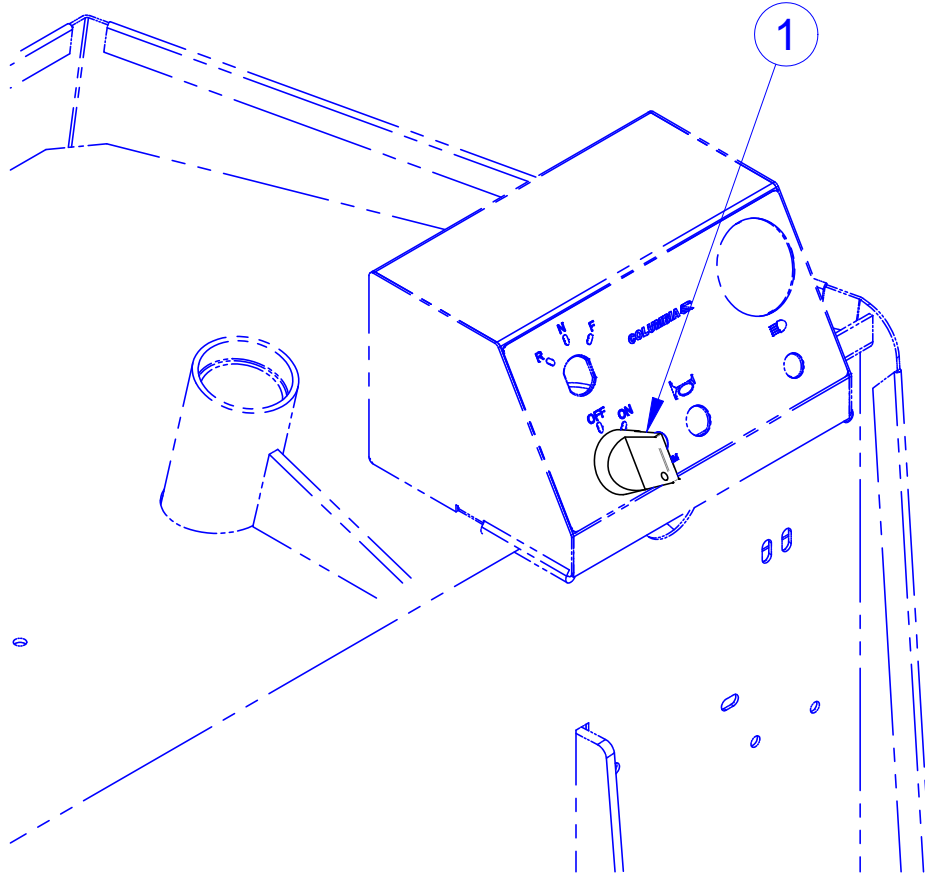
COLUMBIA

EXPEDITER

PARTS MANUAL SECTION 6

ELECTRICAL

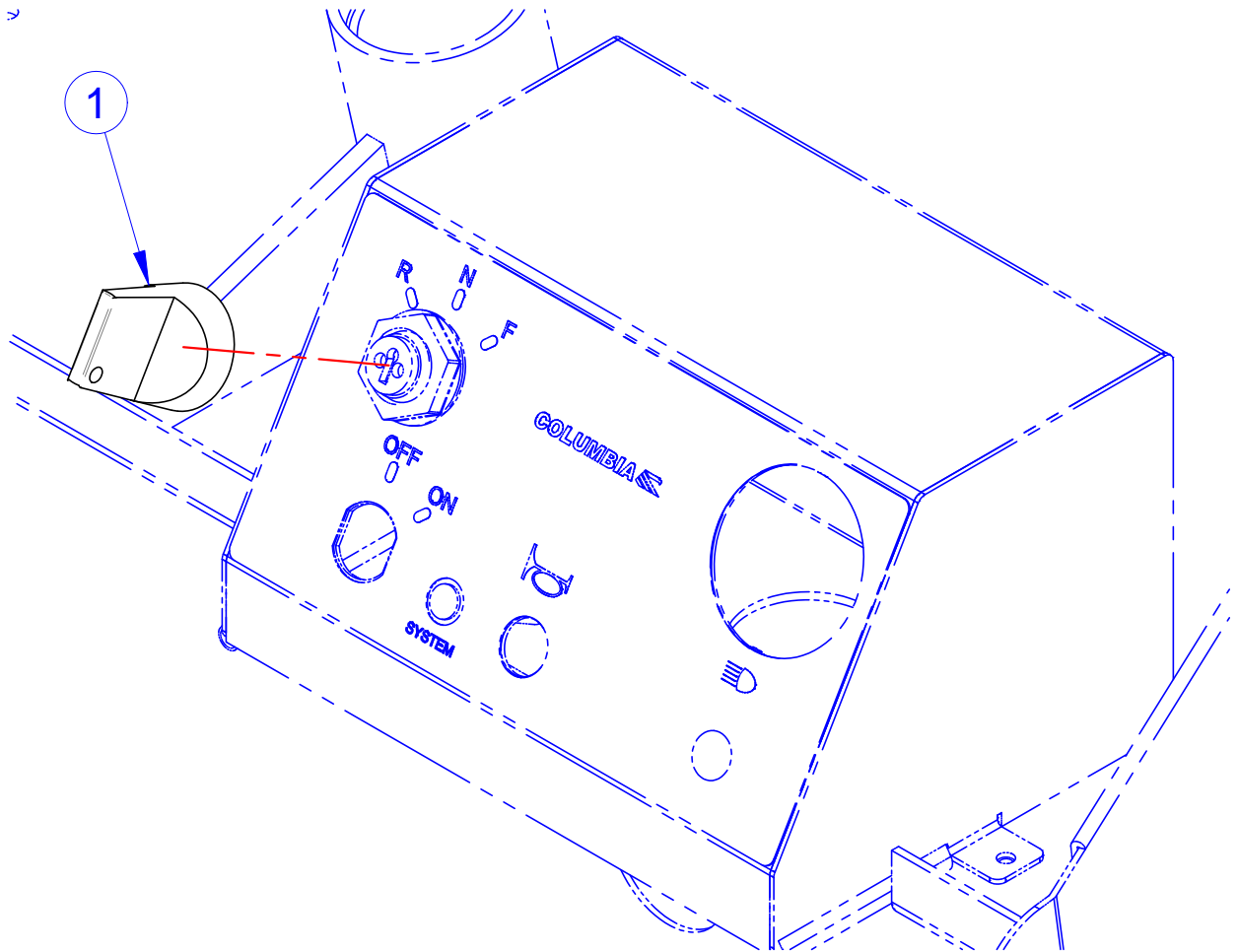
NON-REMOVABLE KEY, POWER



ITEM	CVG PN	DESCRIPTION	QTY	REF #
1	719432	ASSY, KEY, NON-REMOVABLE, W/COVER	1	719432

NOTE: Items with * in tables indicates parts not shown in drawing

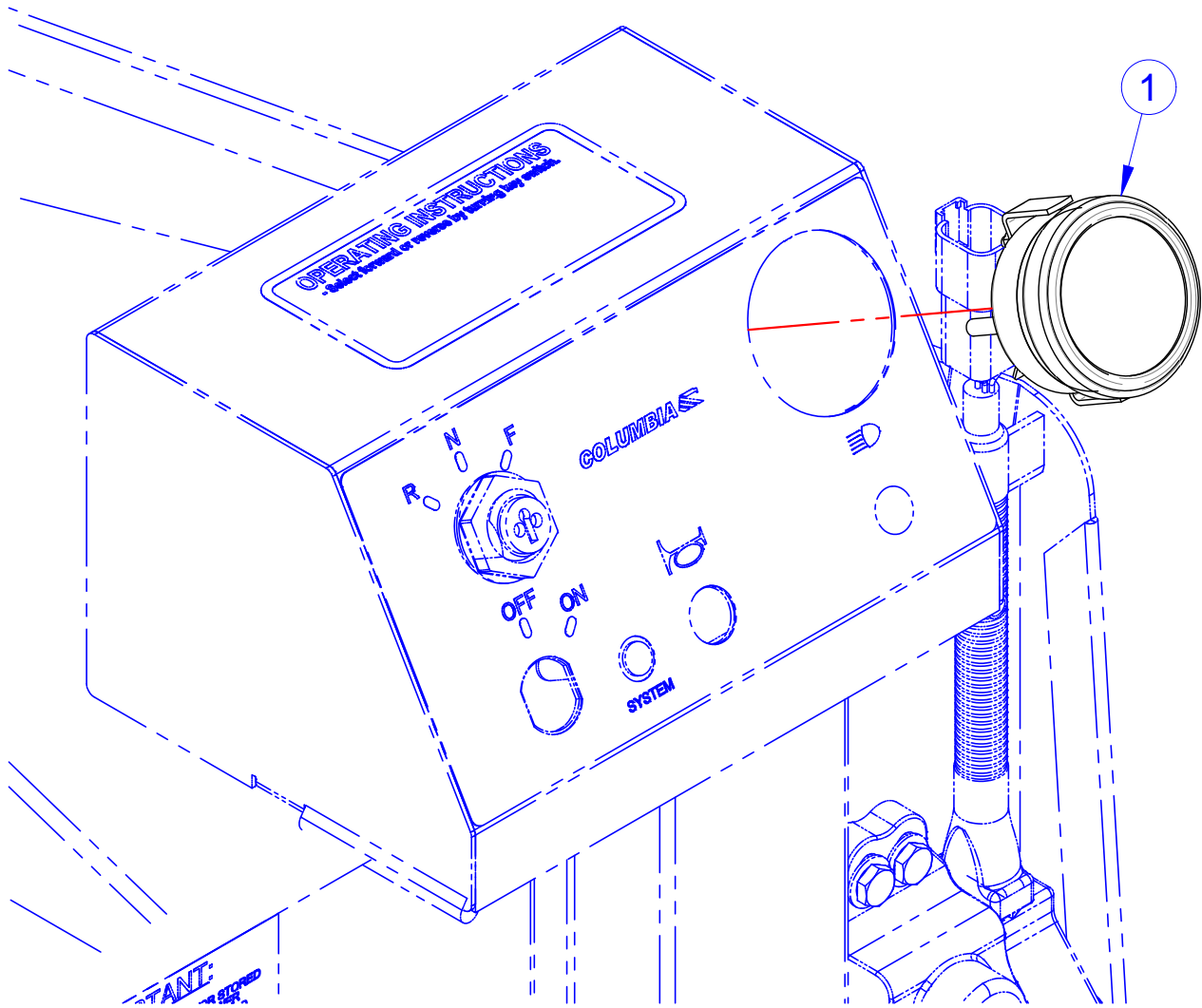
NON-REMOVABLE KEY, FWD/REV



ITEM	CVG PN	DESCRIPTION	QTY	REF #
1	719432	ASSY, KEY, NON-REMOVABLE, W/COVER	1	719432

NOTE: Items with * in tables indicates parts not shown in drawing

24V BDI METER



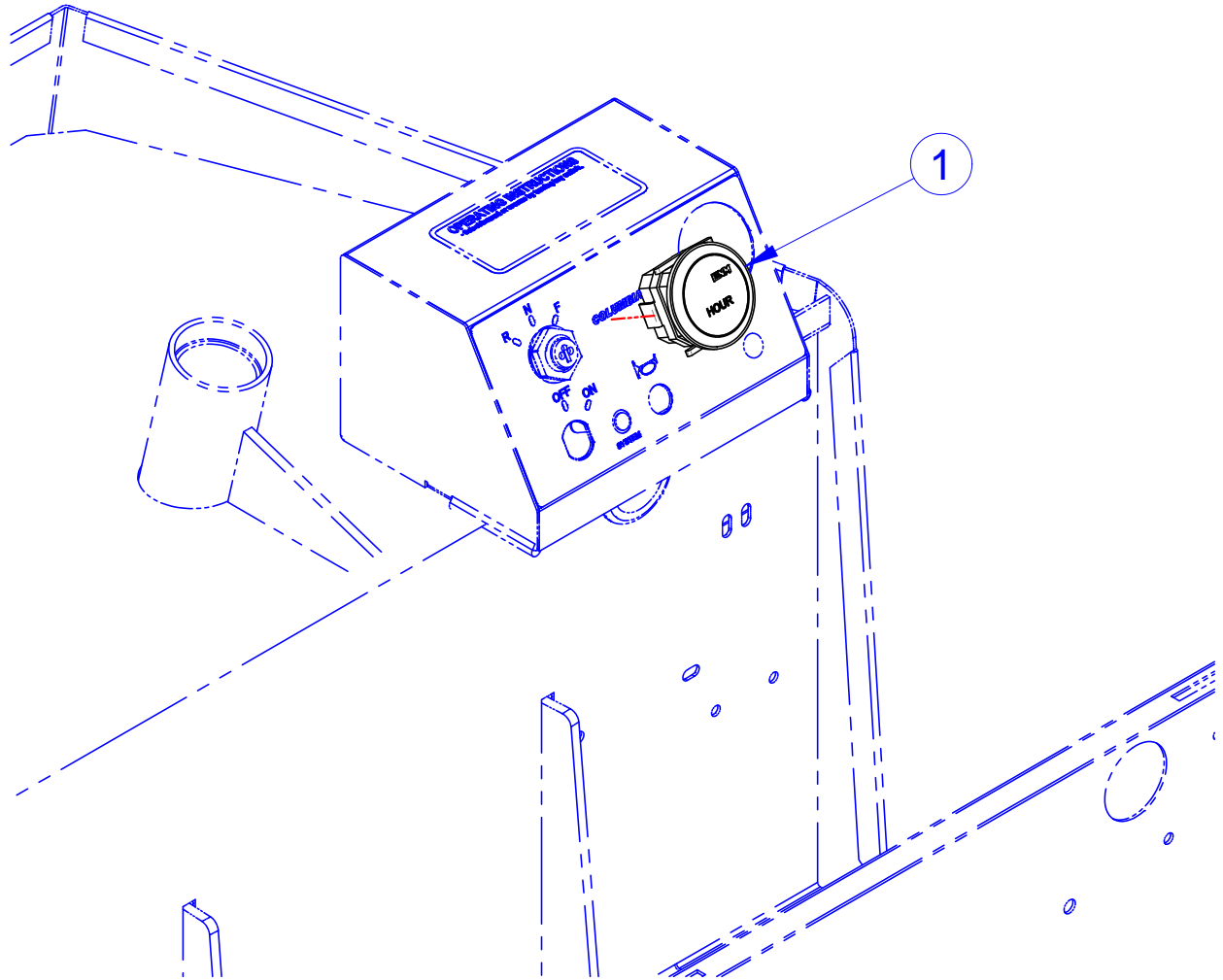
ITEM	CVG PN	DESCRIPTION	QTY	REF #
1	759873	BDI, 24V - VOLTMETER STYLE	1	759873

NOTE: Items with * in tables indicates parts not shown in drawing

Columbia Vehicle Group, Inc.
A Nordic Group Company | Business Ventures Since 1947



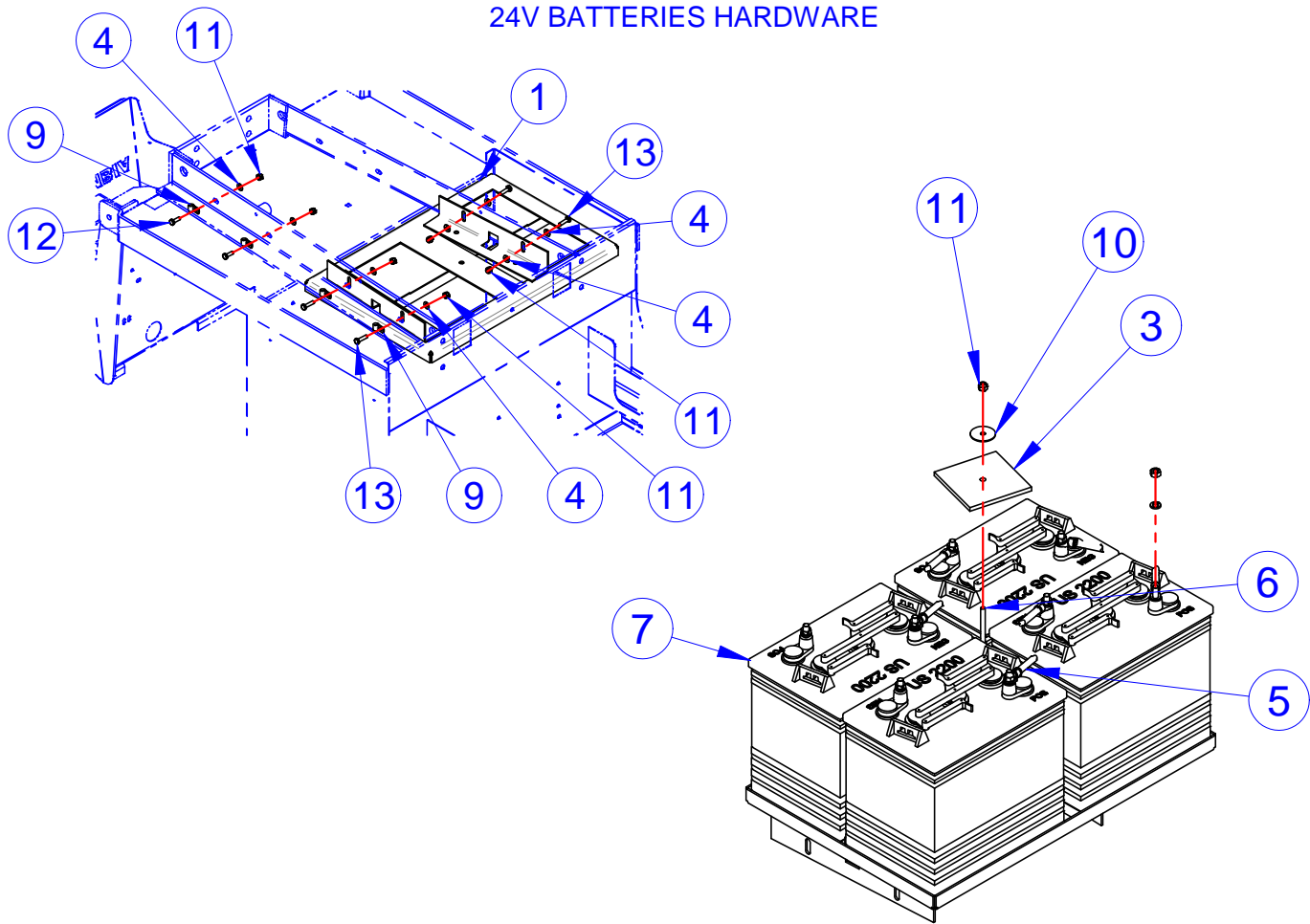
HOUR METER



ITEM	CVG PN	DESCRIPTION	QTY	REF #
1	709452	HOUR METER 10-80 VOLT DC	1	709452

NOTE: Items with * in tables indicates parts not shown in drawing

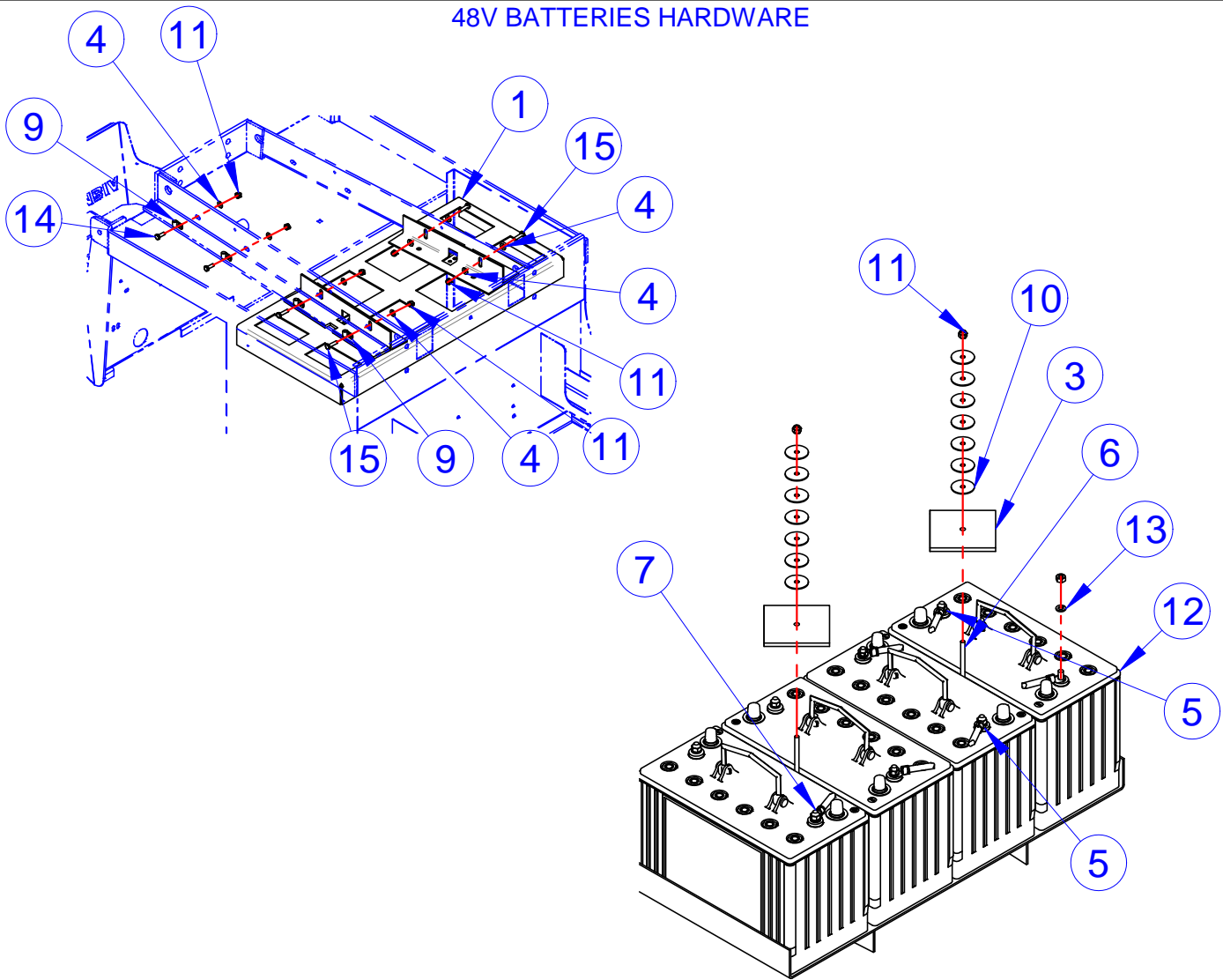
24V BATTERIES HARDWARE



ITEM	CVG PN	DESCRIPTION	QTY	REF #
1	307500	WELDMT, BTRY TRAY - 4 X 6V, EX 21	1	307500
2*	468229	LABEL, SMALL VIN	4	512059
3	513002	PLATE, BATTERY HOLD DOWN	1	513002
4	708511	WASHER, FLAT, 1/4", 18-8SS	8	708511
5	709004	CABLE, 4 GA X 8.75, 5/16 TERMINALS	3	709004
6	709059	ROD, BATTERY HOLD DOWN	1	709059
7	NONE	BATTERY, 6V, T-105	4	NONE
	NONE	BATTERY, 6V, DEEP CYCLE, (US-2200)	4	NONE
	NONE	BATTERY, 6V, DEEP CYCLE, (US-145)	4	NONE
	NONE	BATTERY, 6V DC, AGM, CG2, SEALED	4	NONE
	NONE	BATTERY, 6V, 105 MIN, TROJAN T605	4	NONE
	NONE	BATTERY, 6V, 240AH T125	4	NONE
8*	NONE	TAG, XP+,W/WIRE,#8,13-PT,YELLOW	1	719236
9	719756	CLAMP,1/4",STL TUBE,VINYL CUSHION	4	719756
10	719786	WASHER FLT STAINLESS .28X1.375X.06	1	719786
11	719876	NUT, 1/4-20, L/N, NYL, NE, 316, S/S	7	719876
12	782784	SCREW,1/4-20X3/4,HHCS,18-8SS	2	782784
13	782785	SCREW,1/4-20X1.0,HHCS,18-8SS	4	782785

NOTE: Items with * in tables indicates parts not shown in drawing

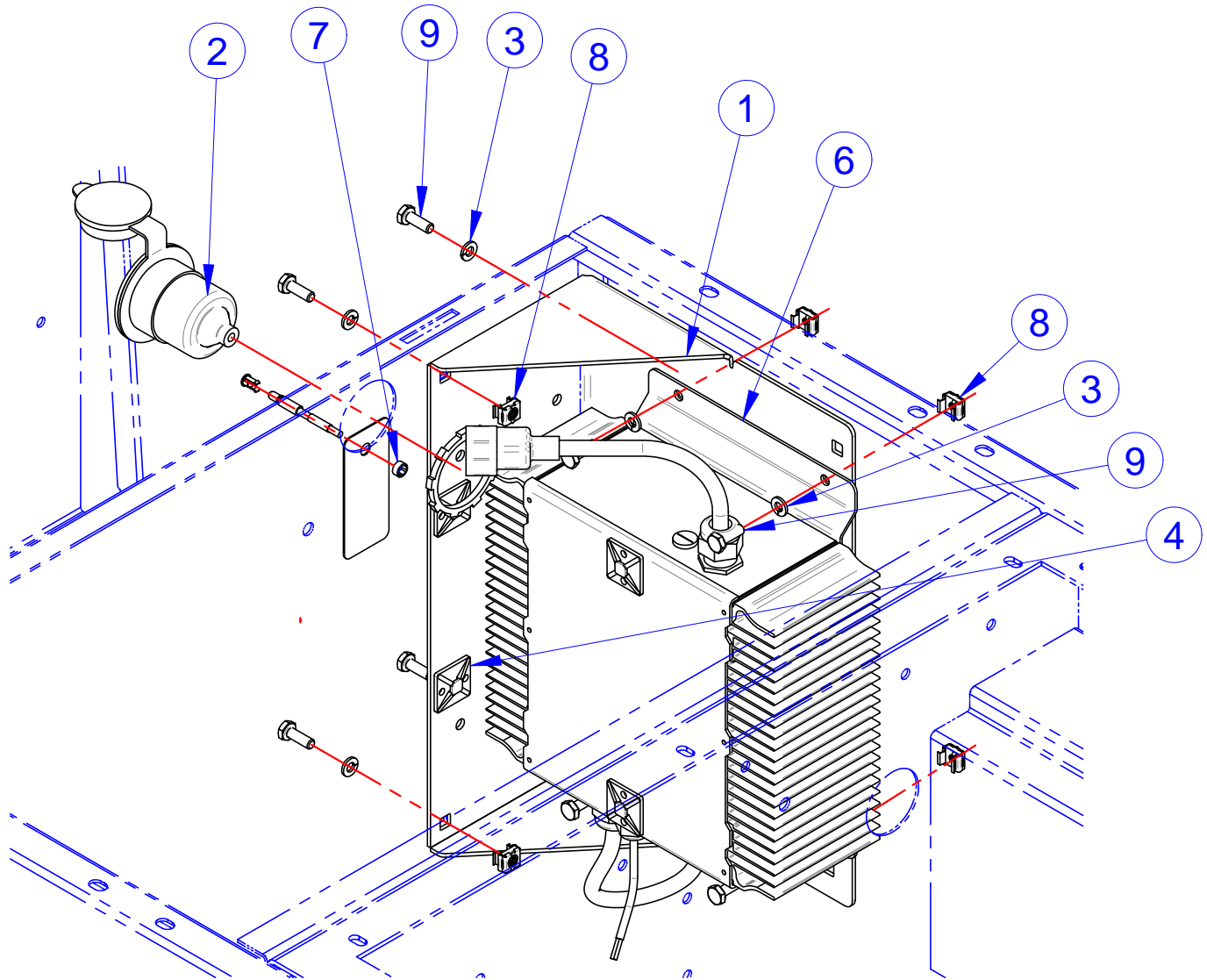
48V BATTERIES HARDWARE



ITEM	CVG PN	DESCRIPTION	QTY	REF #
1	307602	WELDM'T, BTRY TRAY - 4 X 12 V, EX 21	1	307602
2*	468229	LABEL, SMALL VIN	4	512059
3	513002	PLATE, BATTERY HOLD DOWN	2	513002
4	708511	WASHER, FLAT, 1/4", 18-8SS	8	708511
5	709004	CABLE, 4 GA X 8.75, 5/16 TERMINALS	2	709004
6	709059	ROD, BATTERY HOLD DOWN	2	709059
7	709732	CABLE, 4GA X 25.50", 5/16" TERM	1	709732
8*	NONE	TAG, XP+,W/WIRE,#8,13-PT,YELLOW	1	719236
9	719756	CLAMP,1/4",STL TUBE,VINYL CUSHION	4	719756
10	719786	WASHER FLT STAINLESS .28X1.375X.06	14	719786
11	719876	NUT, 1/4-20, L/N, NYL, NE, 316, S/S	8	719876
12	NONE	BATTERY,12VDC,AGM SEALED	4	NONE
13	781621	WSHR, 5/16, L/W, SPLIT, 18-8, S/S	8	781621
14	782784	SCREW,1/4-20X3/4,HHCS,18-8SS	2	782784
15	782785	SCREW,1/4-20X1.0,HHCS,18-8SS	4	782785

NOTE: Items with * in tables indicates parts not shown in drawing

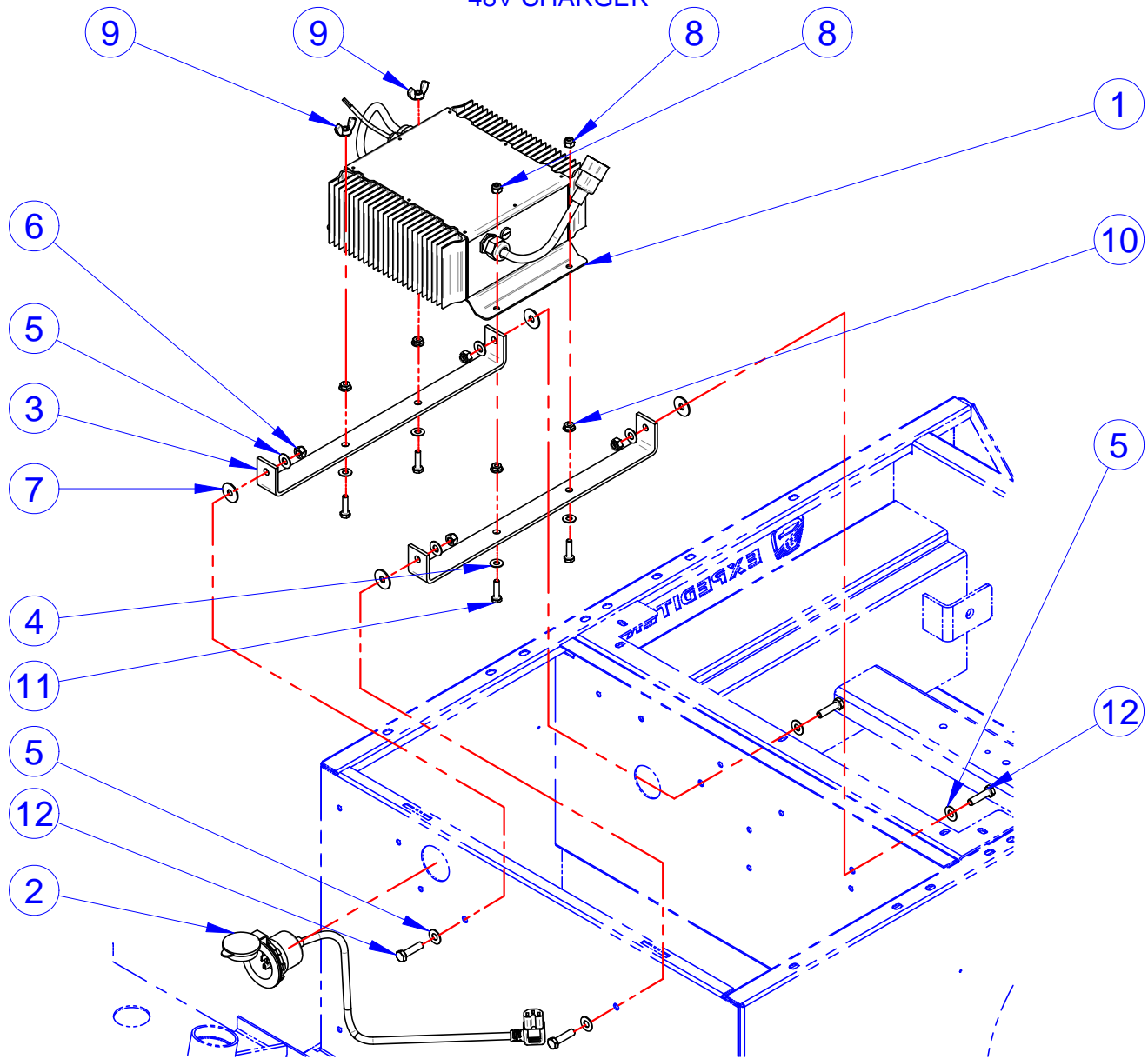
24V CHARGER



ITEM	CVG PN	DESCRIPTION	QTY	REF #
1	307471	WLDMT, CHARGER MT, DELTA-Q, EX	1	307471
2	468176	ASM, CHARGER CORD, 90 DEG PLUG	1	468176
3	719378	WSHR, 1/4 (M6), L/W, SPLIT, 18-8, S/S	8	719378
4	719503	CABLE TIE MNT BRKT BLACK W/3M	4	719503
5*	719504	CABLE TIE, BLACK, .18X11-3/4, STD, 50LB	6	719504
6	467842	PROG ALG42 24V CHARGER, 8AGC2	1	467842
	468276	PROG ALG 1, 24V DELTA Q CHARGER	1	468276
	760744	CHARGER, DELTA Q - 24V SEALED, W/LED	1	760744
7	781989	CLIP & RING, LED LIGHT	1	781989
8	782339	NUT, 1/4-20, CAGE, 0.093-0.126, MAGNI 525	8	782339
9	782784	SCREW, 1/4-20X3/4, HHCS, 18-8SS	8	782784

NOTE: Items with * in tables indicates parts not shown in drawing

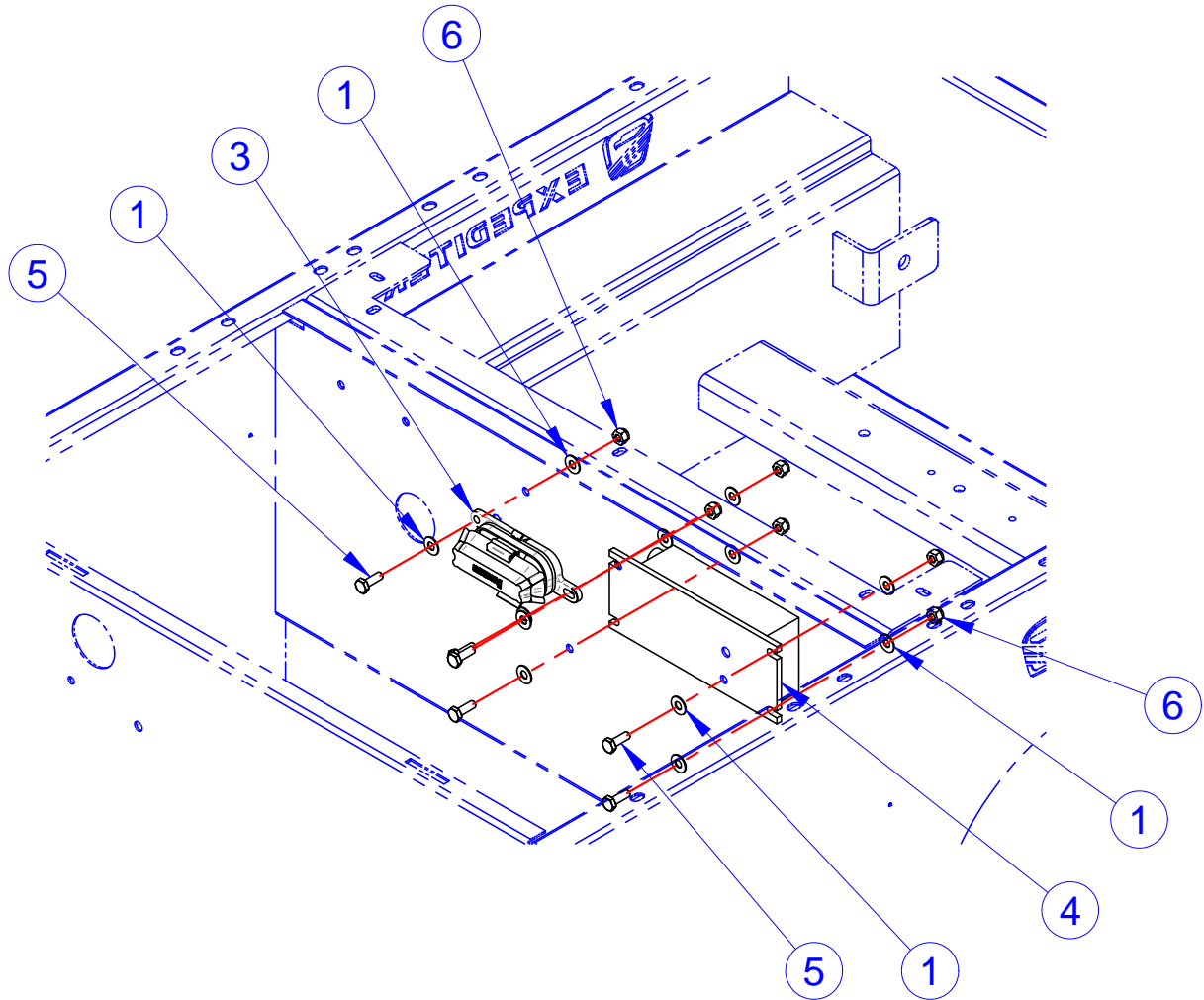
48V CHARGER



ITEM	CVG PN	DESCRIPTION	QTY	REF #
1	467839	PROG ALG42, 48V DELTA-Q CHARGER	1	467839
2	468176	ASM, CHARGER CORD, 90 DEG PLUG	1	468176
3	509783	MOUNT, DELTA-Q CHARGER - EX 21	2	509783
4	708511	WASHER, FLAT, 1/4", 18-8SS	4	708511
5	719375	WSHR,5/16X0.750X0.040,F/W,18-8S/S	8	719375
6	719377	NUT, 5/16-18, L/N, NYL, NE, 18-8SS	4	719377
7	719816	WASHER,5/16X1X.062,F/W,NYL	4	719816
8	719876	NUT, 1/4-20, L/N, NYL, NE, 316, S/S	2	719876
9	719921	WING NUT, 1/4-20 UNC TYPE A NYLOK	2	719921
10	761637	NUT,1/4-20,SERRATED FLANGE, 18-8 SS	4	761637
11	782785	SCREW,1/4-20X1.0,HHCS,18-8SS	4	782785
12	782841	SCREW,5/16-18X1-1/4,HHCS, 18-8SS	4	782841

NOTE: Items with * in tables indicates parts not shown in drawing

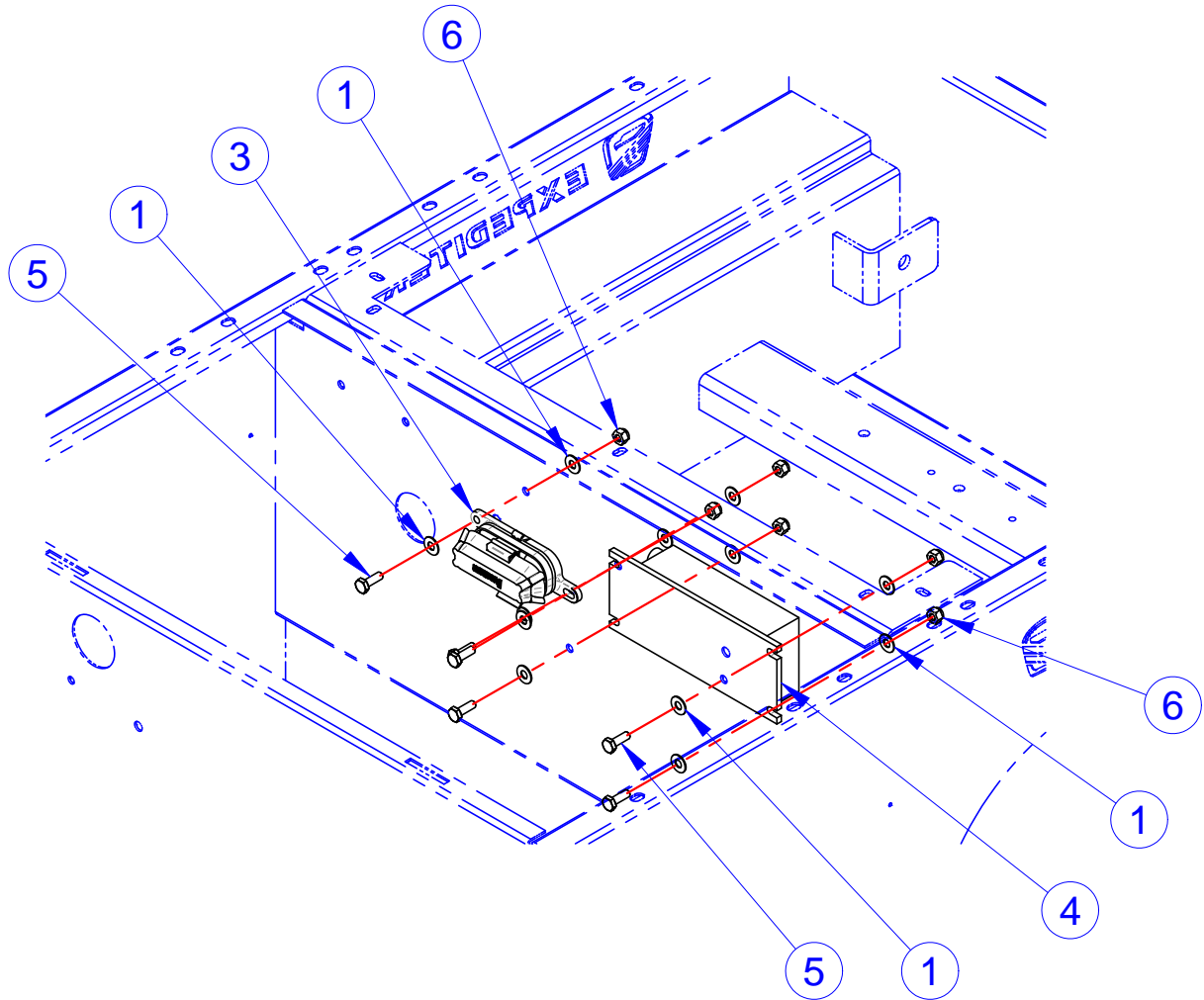
24V DC CONVERTER



ITEM	CVG PN	DESCRIPTION	QTY	REF #
1	708511	WASHER, FLAT, 1/4", 18-8SS	12	708511
2*	759778	WIRE HARNESS, DC CONVERTER, SMT	1	759778
3	759792	BLOCK, POWER DISTRIBUTION	1	759792
4	759700	CONVERTER, DC/DC 24V-12V	1	759700
5	782784	SCREW, 1/4-20X3/4, HHCS, 18-8SS	6	782784
6	719876	NUT, 1/4-20, L/N, NYL, NE, 316, S/S	6	719876

NOTE: Items with * in tables indicates parts not shown in drawing

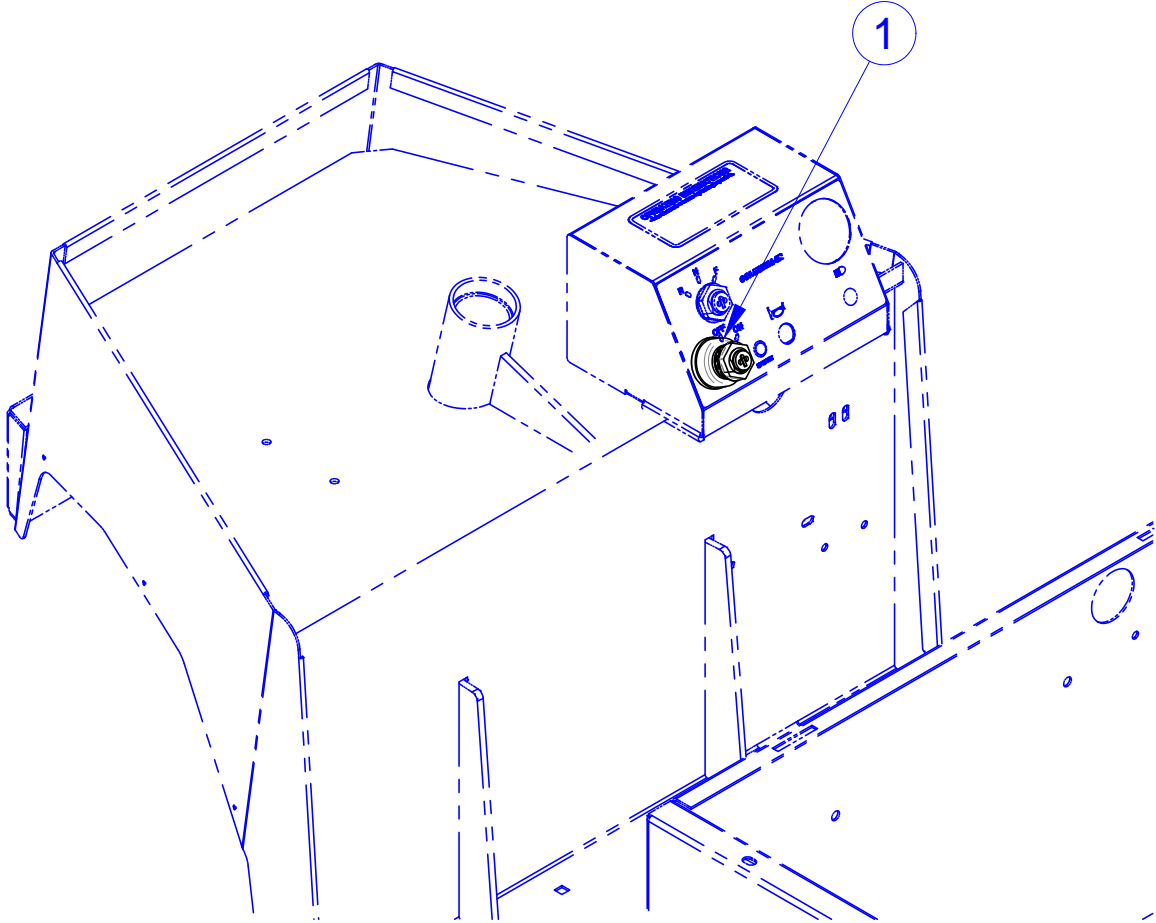
48V DC CONVERTER



ITEM	CVG PN	DESCRIPTION	QTY	REF #
1	708511	WASHER, FLAT, 1/4", 18-8SS	12	708511
2*	759778	WIRE HARNESS, DC CONVERTER, SMT	1	759778
3	759792	BLOCK, POWER DISTRIBUTION	1	759792
4	760378	CONVERTER,DC-DC,36V/48V,13.4V,FUSED	1	760378
5	782784	SCREW,1/4-20X3/4,HHCS,18-8SS	6	782784
6	719876	NUT, 1/4-20, L/N, NYL, NE, 316, S/S	6	719876

NOTE: Items with * in tables indicates parts not shown in drawing

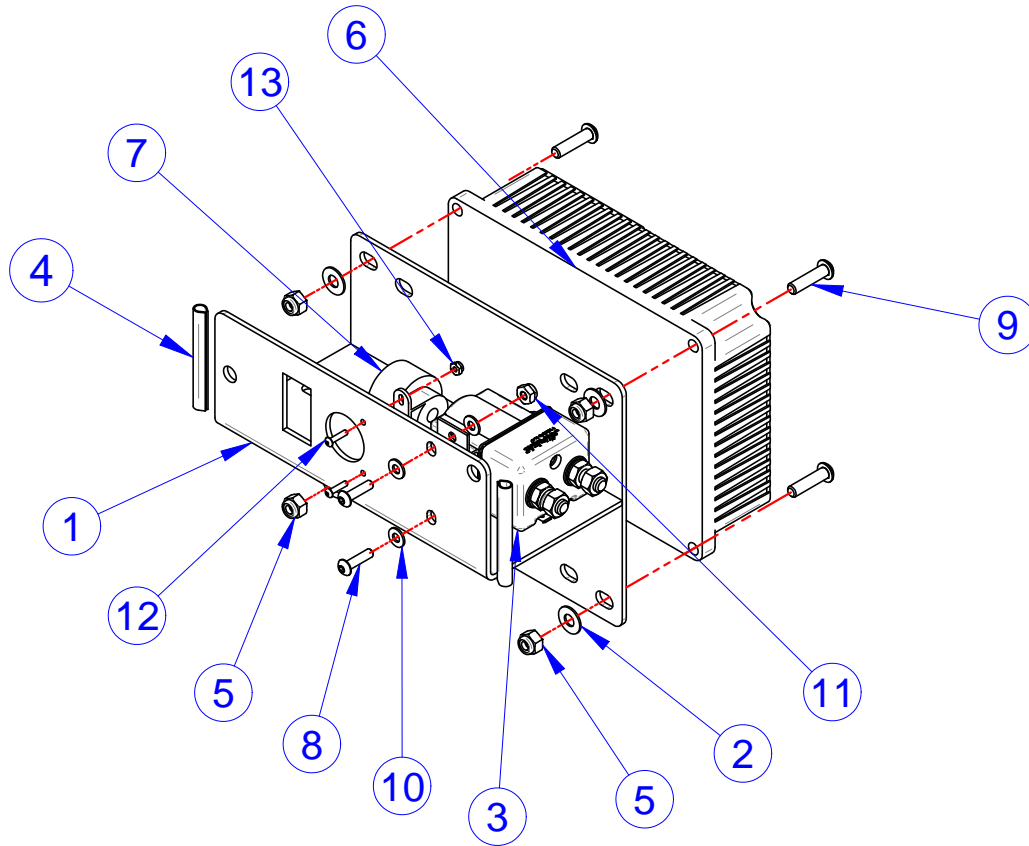
POWER SWITCH'S



ITEM	CVG PN	DESCRIPTION	QTY	REF #
1	759706	KEYSWITCH, PWR, 2-POS, "A" W/HRDWR	1	759706
	759722	KEYSWITCH, PWR, 2-POS, "B" W/HRDWR	1	759722
	759723	KEYSWITCH, PWR, 2-POS, "C" W/HRDWR	1	759723
	759724	KEYSWITCH, PWR, 2-POS, "D" W/HRDWR	1	759724
	759721	KEYSWITCH, PWR, 2-POS, "E" W/HRDWR	1	759721

NOTE: Items with * in tables indicates parts not shown in drawing

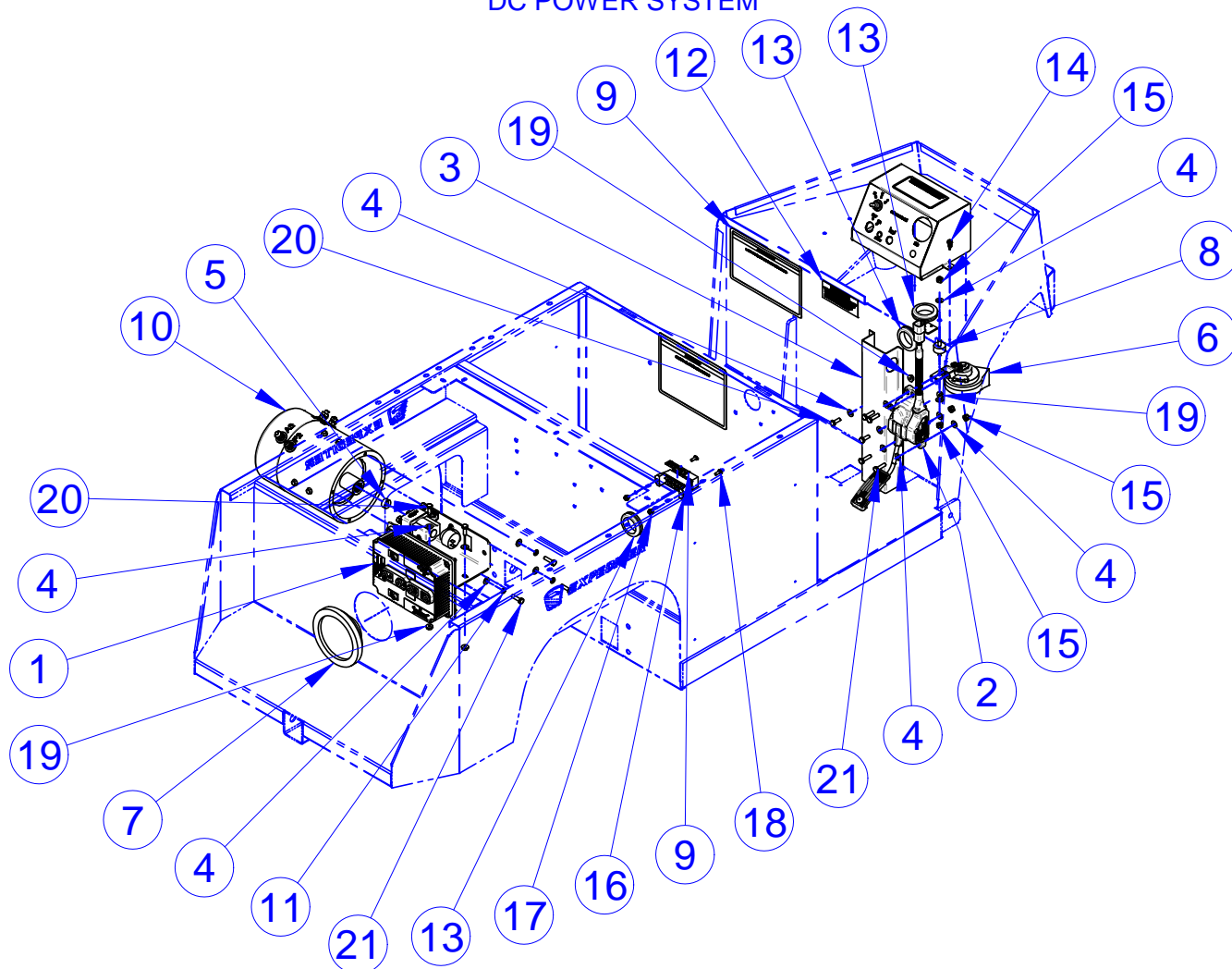
DC CONTROL



ITEM	CVG PN	DESCRIPTION	QTY	REF #
1	307685B	CONTROLS MTG A-EX21 ACE PLUS, BLK	1	307685
2	708511	WASHER, FLAT, 1/4", 18-8SS	4	708511
3	193852U	KIT, CONTACTOR, 24V	1	193852
4	719355	MOLDING, BLACK	0.42	719355
5	719876	NUT, 1/4-20, L/N, NYL, NE, 316, S/S	4	719876
6	467696	CNTRL, SEVCON REGEN, B, HP, 24-48V	1	760576
7	1007229	BUZZER. REVERSE	1	1007229
8	782708	SCR, #10-32 X 0.75, BSHCS, 18-8, S/S	2	782708
9	782719	SCR, 1/4-20 X 1, BSHCS, 18-8, S/S	4	782719
10	782722	WSHR, #10 X 0.438 X 0.031, F/W, 18-8SS	4	782722
11	782723	NUT, #10-32, L/N, NYL, NM, 18-8, S/S	2	782723
12	782883	SCR, #4-40 X 0.5, BSHCS, 18-8, S/S	2	782883
13	782884	NUT, #4-40, L/N, NYL, NM, 18-8, S/S	2	782884

NOTE: Items with * in tables indicates parts not shown in drawing

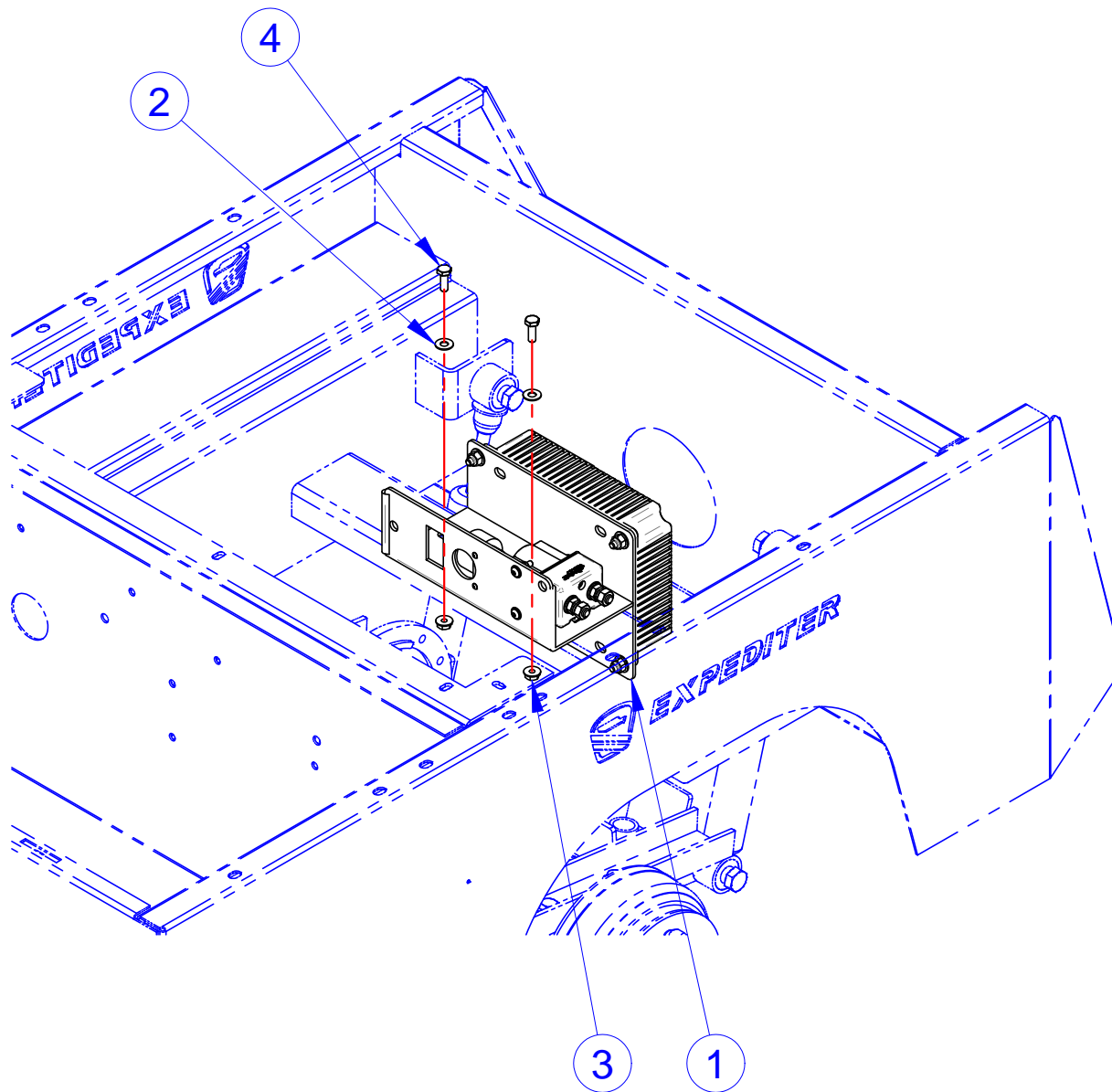
DC POWER SYSTEM



ITEM	CVG PN	DESCRIPTION	QTY	REF #
1	467939	ASSY, DC CNTRL, EXPEDITER	1	467939
2	468031	ASSY, PEDAL ACLTR DEVISE	1	468031
3	509633	COVER - COWL WIRING	1	509633
4	708511	WASHER, FLAT, 1/4", 18-8SS	6	708511
5	709050	RESILIENT BUMPER-ELEC MOTOR	1	709050
6	1017768	HORN, 12V, LOW TONE	1	1017768
7	709109	4"RND TAIL LAMP ASSY W/PLUG, SEAL	1	709109
8	709204	BUMPER, STUD, RUBBER	1	709204
9	709703	LABEL, SET - EX-21/TE-31	1	709703
10	193186U	P&A KIT, ELECT. MOTOR, 48V SEP-EX	1	193186
11	719378	WSHR, 1/4 (M6), L/W, SPLIT, 18-8, S/S	1	719378
12	719426	DECAL, SWITCH SET POSITION	1	719426
13	719523	GROMMET, 1-1/2"ID, 3/16"X1-3/4" HOLE	3	719523
14	719583	SCREW,10-16X3/4,HWH,TEK,MAG525	1	719583
15	719876	NUT, 1/4-20, L/N, NYL, NE, 316, S/S	3	719876
16	760764	FUSE BLOCK, 6-WAY	1	760764
17	761631	NUT, #10-24 GRD 18-8 NM SS NYLOCK	1	761631
18	761632	SCREW, #10-24X1/2" PPH GRD 18-8 SS	1	761632
19	761637	NUT,1/4-20,SERRATED FLANGE, 18-8 SS	3	761637
20	782784	SCREW,1/4-20X3/4,HHCS,18-8SS	2	782784
21	782785	SCREW,1/4-20X1.0,HHCS,18-8SS	2	782785

NOTE: Items with * in tables indicates parts not shown in drawing

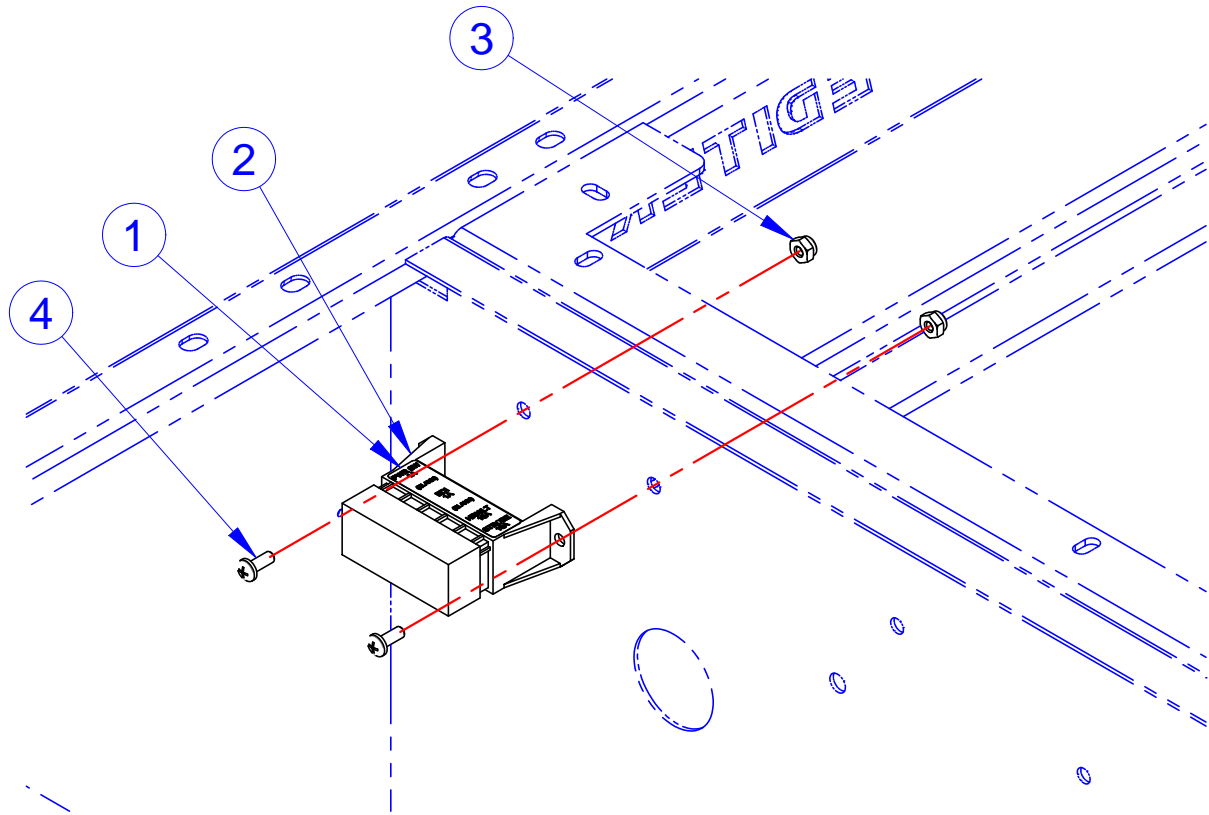
DC CONTROL MOUNT



ITEM	CVG PN	DESCRIPTION	QTY	REF #
1	467939	ASSY, DC CNTRL, EXPEDITER	1	467939
2	708511	WASHER, FLAT, 1/4", 18-8SS	2	708511
3	761637	NUT, 1/4-20, SERRATED FLANGE, 18-8 SS	2	761637
4	782784	SCREW, 1/4-20X3/4, HHCS, 18-8SS	2	782784

NOTE: Items with * in tables indicates parts not shown in drawing

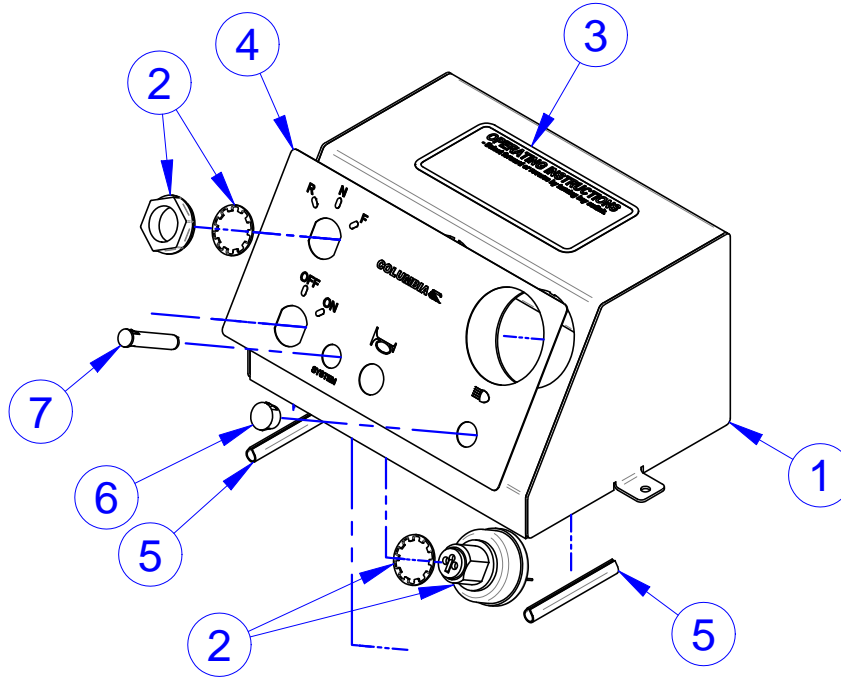
POWER SYSTEM FUSE BOX



ITEM	CVG PN	DESCRIPTION	QTY	REF #
1	709703	LABEL, SET - EX-21/TE-31	1	709703
2	760764	FUSE BLOCK, 6-WAY	1	760764
3	761631	NUT, #10-24 GRD 18-8 NM SS NYLOCK	2	761631
4	761632	SCREW, #10-24X1/2" PPH GRD 18-8 SS	2	761632

NOTE: Items with * in tables indicates parts not shown in drawing

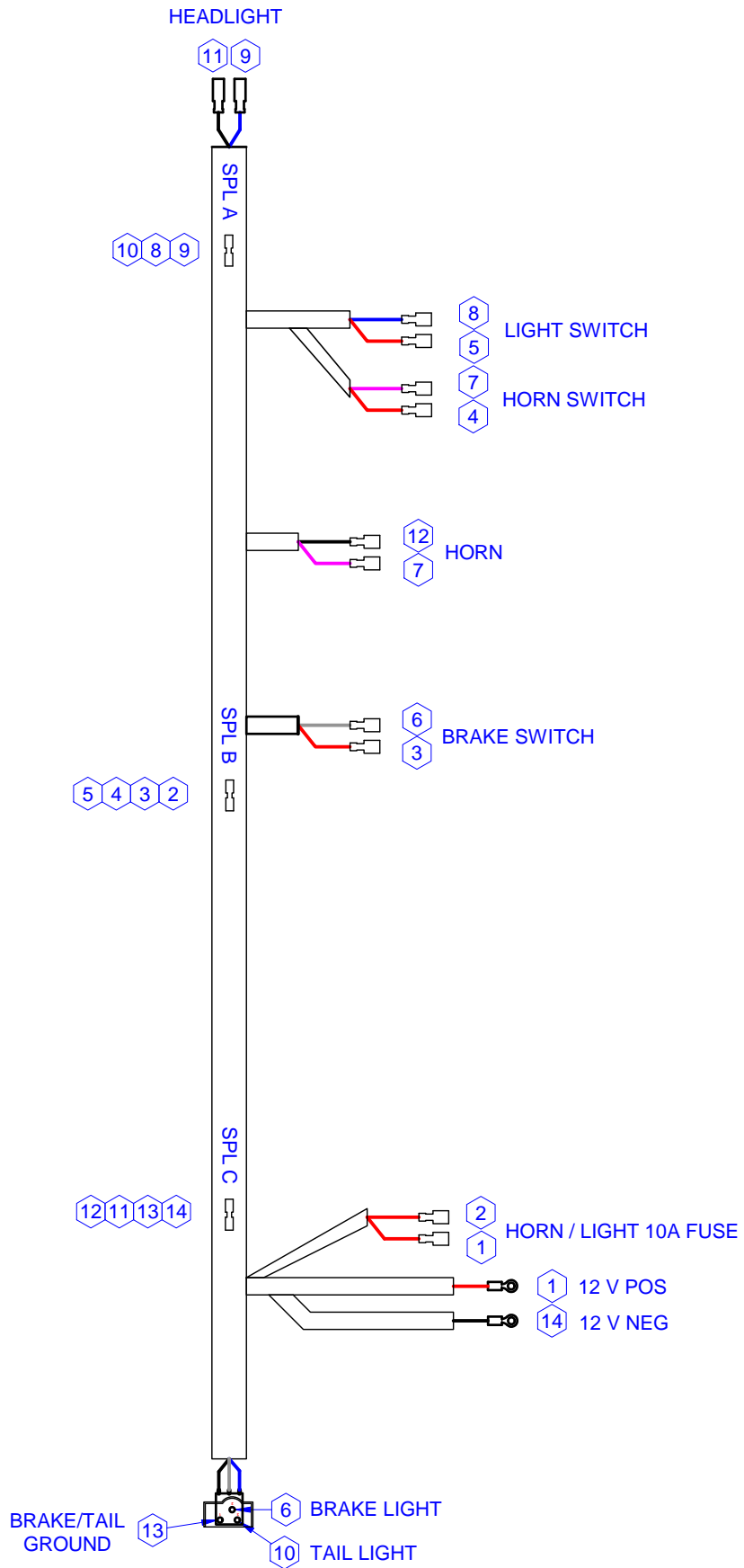
POWER SYSTEM CONSOLE



ITEM	CVG PN	DESCRIPTION	QTY	REF #
1	307501TB	WELDM'T, CONSOLE - EX 21	1	307501
2	709040	KEYSWITCH, UNIVERSAL "A" W/HRDWR	1	709040
3	709703	LABEL, SET - EX-21/TE-31	1	709703
4	712083	DECAL, DASH, EX21 W/STAT INDCTR LT	1	712083
5	719355	MOLDING, BLACK	0.42	719355
6	719798	PLUG 1/2 HOLE BLACK HEYCO #2643	1	719798
7	759932	INDICATOR, LED, SERIES 22	1	759932

NOTE: Items with * in tables indicates parts not shown in drawing

HARNESS, 12V ACC



NOTE: Items with * in tables indicates parts not shown in drawing

HARNESS, 12V ACC

CIRCUIT NO	DESCRIPTION	FIRST TERMINAL	SECOND TERMINAL	WIRE LENGTH*	WIRE COLOR	WIRE GAGE
1	12 V POS TO FUSE	14-16 GA 5/16"RING TERM	14-16 GA 1/4" I.F. BLADE TERM (1)	27.50	RED	16
2	FUSE TO SPLICE B	14-16 GA 1/4" I.F. BLADE TERM (1)	SPLICE	57.50	RED	16
3	SPLICE B TO BRAKE SWITCH	SPLICE	14-16 GA 1/4" F.I.F. BLADE TERM	10.50	RED	16
4	SPLICE B TO HORN SWITCH	SPLICE	14-16 GA 1/4" F.I.F. BLADE TERM	26.50	RED	16
5	SPLICE B TO LIGHT SWITCH	SPLICE	14-16 GA 1/4" F.I.F. BLADE TERM	26.50	RED	16
6	BRAKE SWITCH TO BRAKE LIGHT	14-16 GA 1/4" F.I.F. BLADE TERM	UNLIMITED # 832 - STOP/TURN	94.50	GRY	16
7	HORN SWITCH TO HORN	14-16 GA 1/4" F.I.F. BLADE TERM	14-16 GA 1/4" H.S. F.I.F. BLADE TERM (2)	16.50	WHT	16
8	LIGHT SWITCH TO SPLICE A	14-16 GA 1/4" F.I.F. BLADE TERM	SPLICE	12.50	BLU	16
9	SPLICE A TO HEADLIGHT	SPLICE	14-16 GA .156 F.I.F. BULLET	22.50	BLU	16
10	SPLICE A TO TAIL LIGHT	SPLICE	UNLIMITED # 832 - TAIL	106.50	BLU	16
11	HEADLIGHT TO SPLICE C	14-16 GA .156 F.I.F. BULLET	SPLICE	85.50	BLK	16
12	SPLICE C TO HORN	SPLICE	14-16 GA 1/4" H.S. F.I.F. BLADE TERM (2)	63.50	BLK	16
13	SPLICE C TO BRAKE/TAIL GROUND	SPLICE	UNLIMITED # 832 - GRND	43.50	BLK	16
14	SPLICE C TO 12V NEG	SPLICE	14-16 GA 5/16"RING TERM	19.50	BLK	16

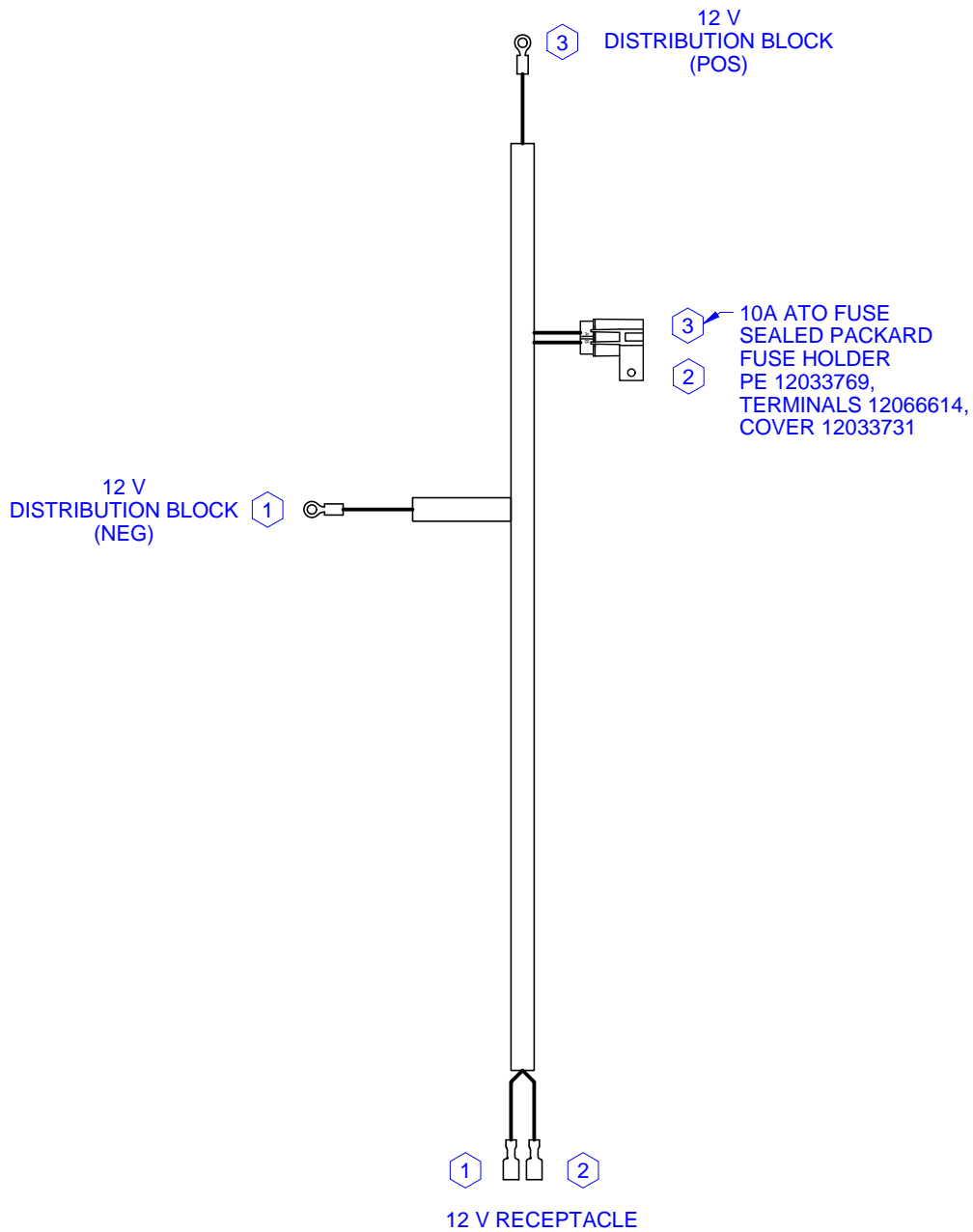
* WIRE LENGTH FOR REFERENCE USE ONLY
 FIF = FULLY INSULATED FEMALE QUICK CONNECT
 FIM = FULLY INSULATED MALE QUICK CONNECT
 (1) = WIRE, 16/2 CABLE

NOTE: Items with * in tables indicates parts not shown in drawing

ACCESSORIES WIRE HARNESS, 12V OUTLET

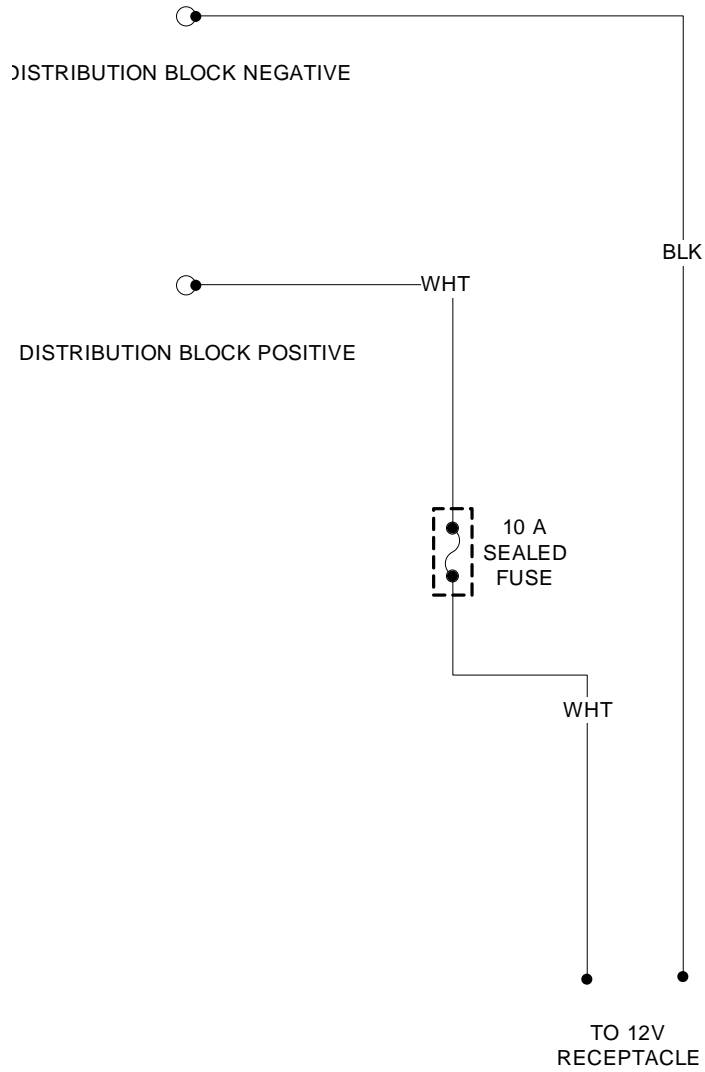
CIRCUIT NO	DESCRIPTION	FIRST TERMINAL	SECOND TERMINAL	WIRE LENGTH*	WIRE COLOR	WIRE GAGE
1	12 V RECEPTACLE (-VE) TO 12 V BATTERY (-VE)	14-16 GA 1/4" F.I.F.	14-16 GA 3/8" RING TERM	100.00	BLK	16
2	12 V RECEPTACLE (+VE) TO FUSE 10A	14-16 GA 1/4" F.I.F.	PACKARD 12066614	91.00	WHT	16
3	FUSE 10 A TO 12 V BATTERY (+VE)	PACKARD 12066614	14-16 GA 3/8" RING TERM	11.00	WHT	16

* WIRE LENGTH FOR REFERENCE USE ONLY
 FIF = FULLY INSULATED FEMALE QUICK CONNECT
 FIM = FULLY INSULATED MALE QUICK CONNECT
 (1) = WIRE, 16/2 CABLE



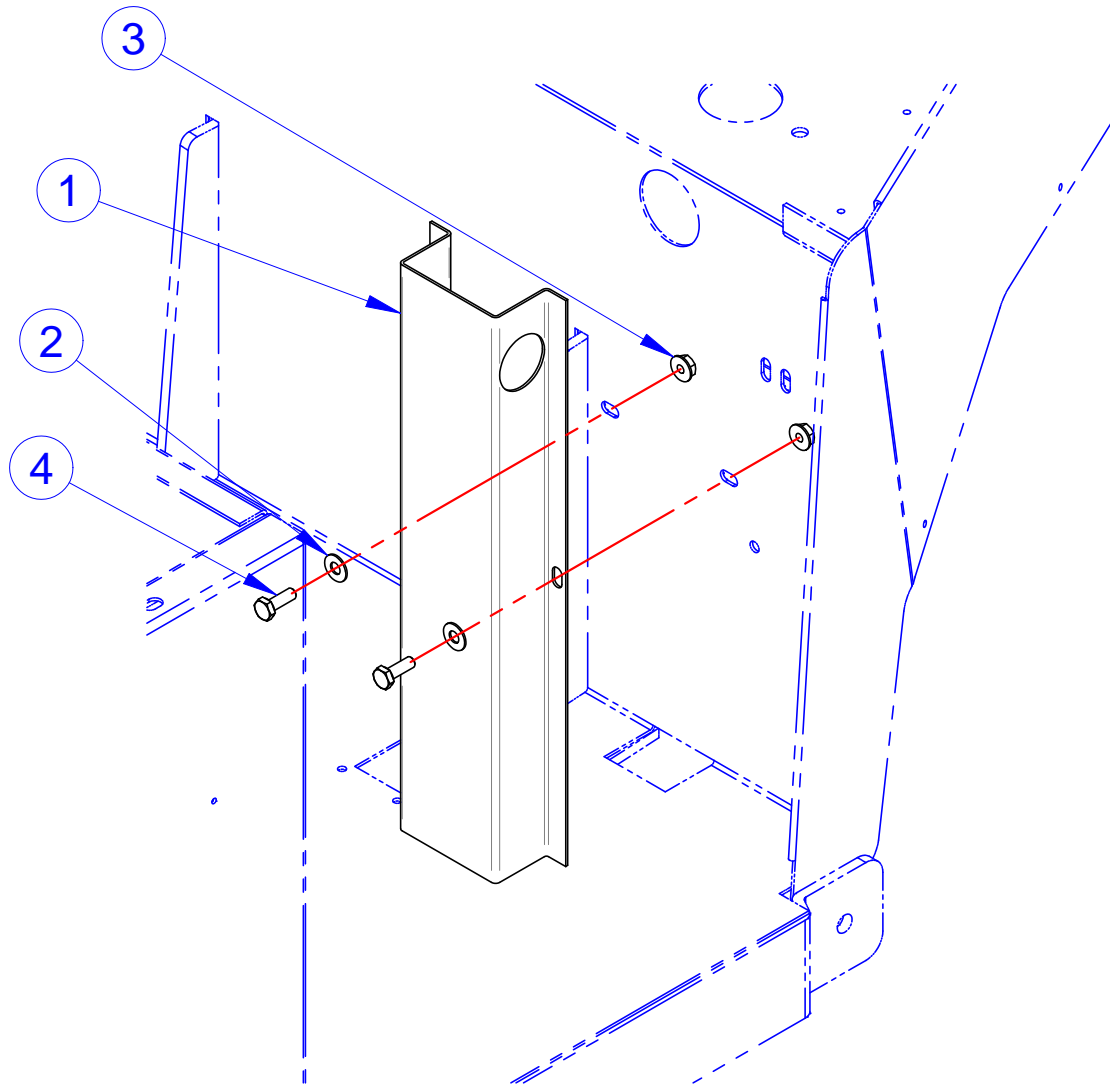
NOTE: Items with * in tables indicates parts not shown in drawing

12V RECEPTACLE OUTLET
SCHEMATIC



NOTE: Items with * in tables indicates parts not shown in drawing

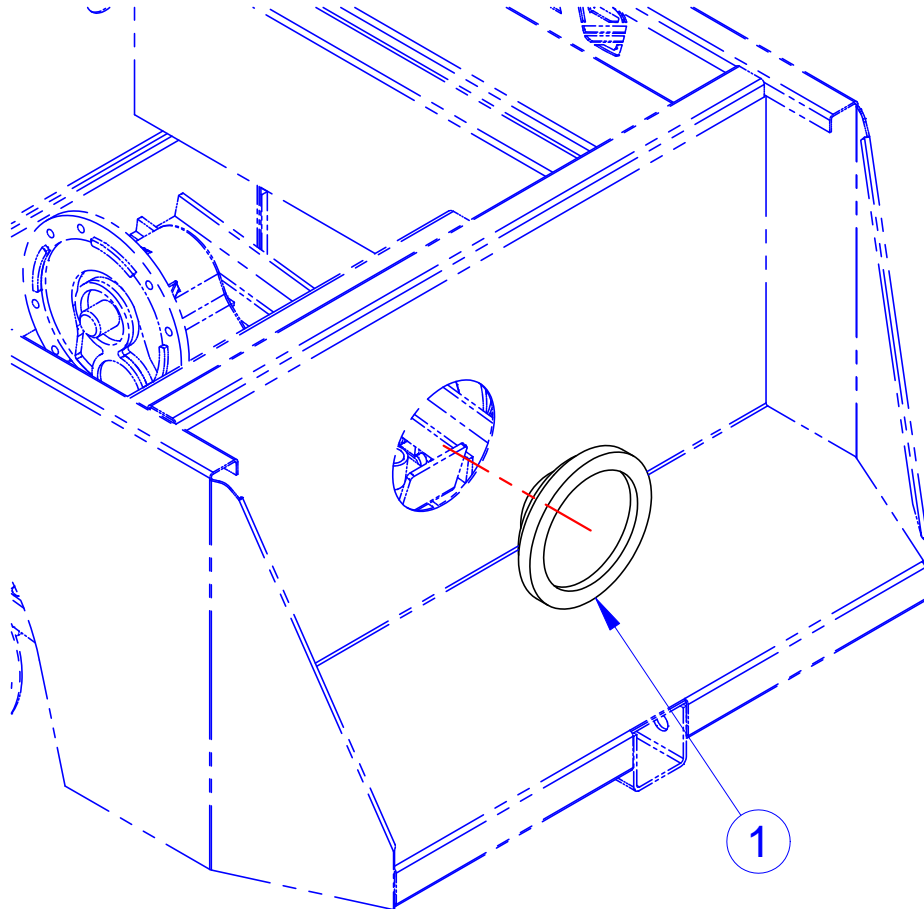
WIRING COVER



ITEM	CVG PN	DESCRIPTION	QTY	REF #
1	509633	COVER - COWL WIRING	1	509633
2	708511	WASHER, FLAT, 1/4", 18-8SS	2	708511
3	761637	NUT, 1/4-20, SERRATED FLANGE, 18-8 SS	2	761637
4	782784	SCREW, 1/4-20X3/4, HHCS, 18-8SS	2	782784

NOTE: Items with * in tables indicates parts not shown in drawing

4" ROUND BRAKE LIGHT



ITEM	CVG PN	DESCRIPTION	QTY	REF #
1	709109	4"RND TAIL LAMP ASSY W/PLUG, SEAL	1	709109

NOTE: Items with * in tables indicates parts not shown in drawing

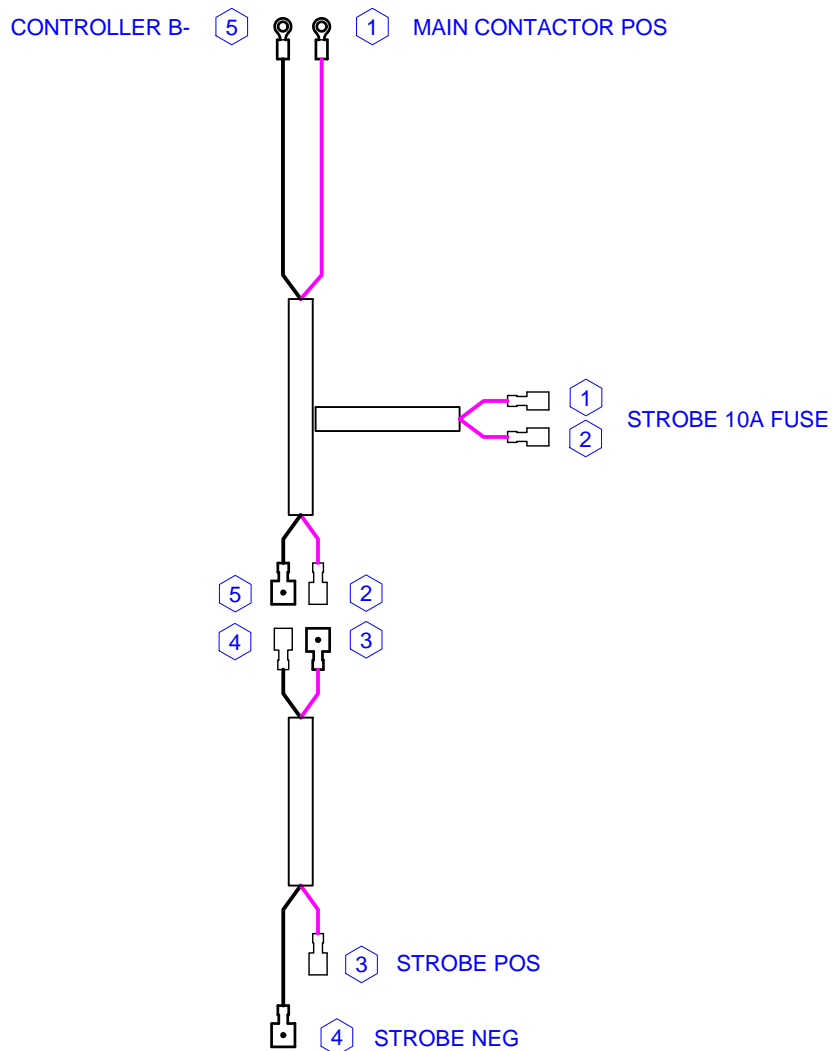
Columbia Vehicle Group, Inc.
A Nordic Group Company | Business Ventures Since 1947



STROBE POLE HARNESS

CIRCUIT NO	DESCRIPTION	FIRST TERMINAL	SECOND TERMINAL	WIRE LENGTH*	WIRE COLOR	WIRE GAGE
1	MAIN CONTACTOR POS TO FUSE	14-16 GA 5/16" RING	14-16 GA 1/4" FEM TAB	36.50	WHT	16
2	FUSE TO JUNCTION POS	14-16 GA 1/4" FEM TAB	14-16 GA 1/4" F.I.F.	38.50	WHT	16
3	JUNCTION POS TO STROBE POS	14-16 GA 1/4" F.I.M.	14-16 GA 1/4" F.I.F.	54.50 (1)	WHT	16
4	STROBE NEG TO JUNCTION NEG	14-16 GA 1/4" F.I.M.	14-16 GA 1/4" F.I.F.	56.00 (1)	BLK	16
5	JUNCTION NEG TO CONTROLLER B-	14-16 GA 1/4" F.I.M.	14-16 GA 5/16" RING	58.50	BLK	16

* WIRE LENGTH FOR REFERENCE USE ONLY
 FIF = FULLY INSULATED FEMALE QUICK CONNECT
 FIM = FULLY INSULATED MALE QUICK CONNECT
 (1) = WIRE, 16/2 CABLE

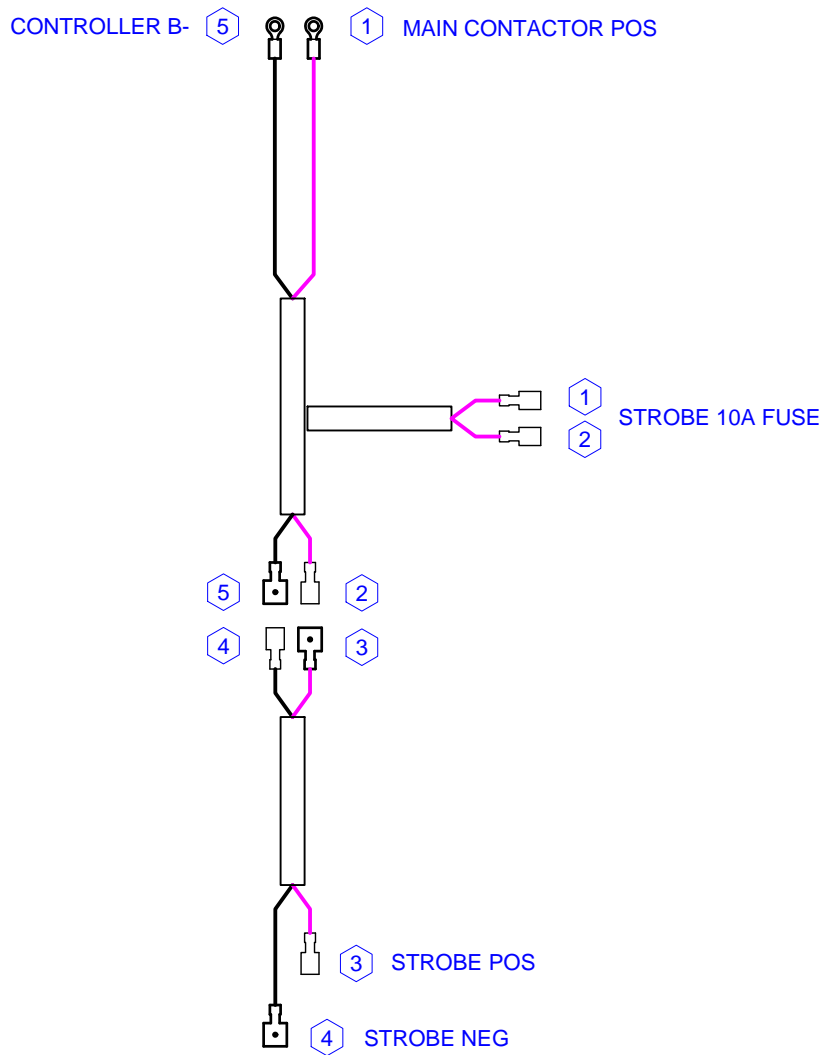


NOTE: Items with * in tables indicates parts not shown in drawing

TOOL EXPRESS STROBE POLE HARNESS

CIRCUIT NO	DESCRIPTION	FIRST TERMINAL	SECOND TERMINAL	WIRE LENGTH*	WIRE COLOR	WIRE GAGE
1	MAIN CONTACTOR POS TO FUSE	14-16 GA 5/16" RING	14-16 GA 1/4" FEM TAB	36.50	WHT	16
2	FUSE TO JUNCTION POS	14-16 GA 1/4" FEM TAB	14-16 GA 1/4" F.I.F.	60.50	WHT	16
3	JUNCTION POS TO STROBE POS	14-16 GA 1/4" F.I.M.	14-16 GA 1/4" F.I.F.	39.50 (1)	WHT	16
4	STROBE NEG TO JUNCTION NEG	14-16 GA 1/4" F.I.M.	14-16 GA 1/4" F.I.F.	41.00 (1)	BLK	16
5	JUNCTION NEG TO CONTROLLER B-	14-16 GA 1/4" F.I.M.	14-16 GA 5/16" RING	80.50	BLK	16

* WIRE LENGTH FOR REFERENCE USE ONLY
 FIF = FULLY INSULATED FEMALE QUICK CONNECT
 FIM = FULLY INSULATED MALE QUICK CONNECT
 (1) = WIRE, 16/2 CABLE



NOTE: Items with * in tables indicates parts not shown in drawing



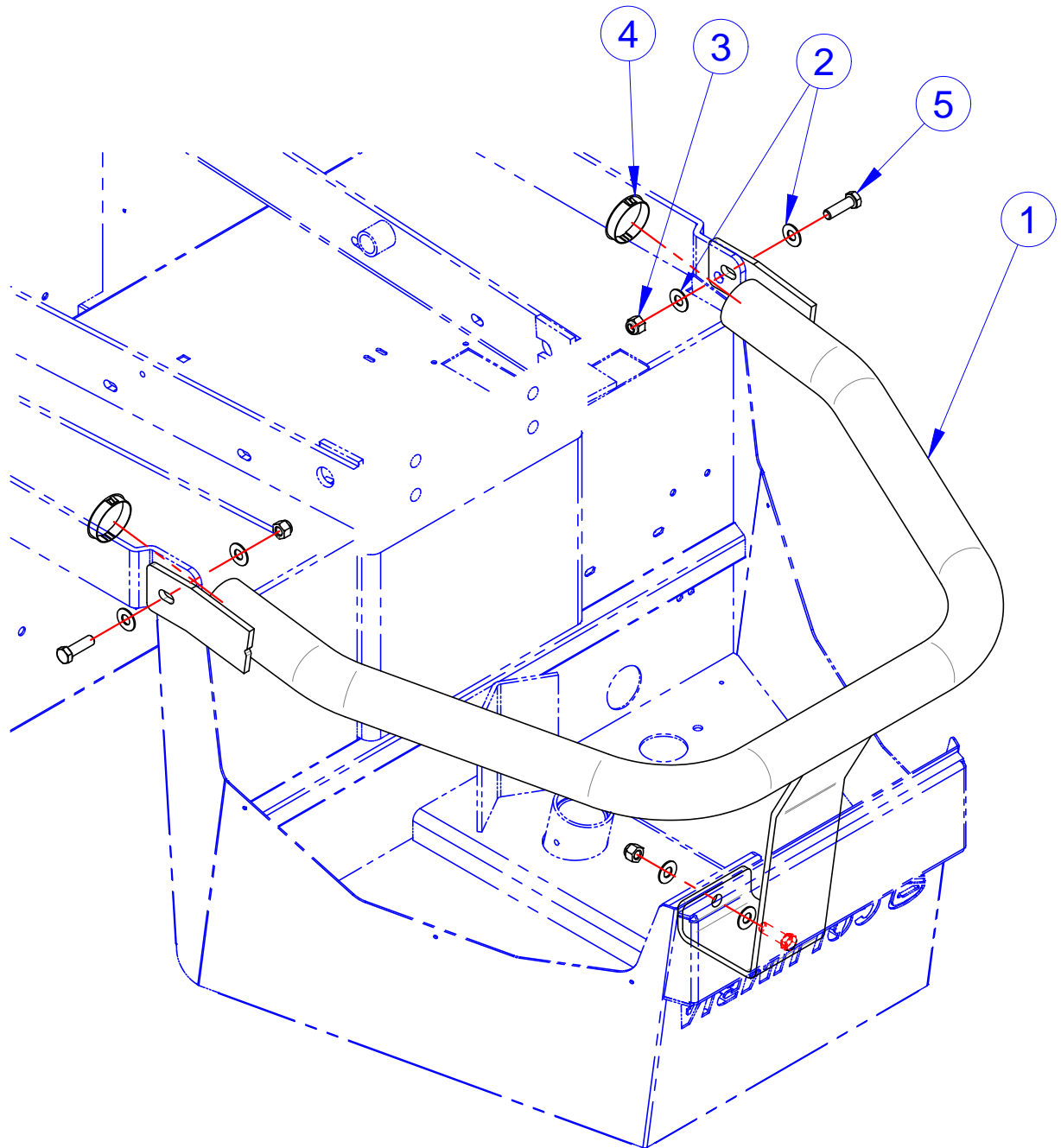
COLUMBIA

EXPEDITER

PARTS MANUAL SECTION 7

ACCESSORIES

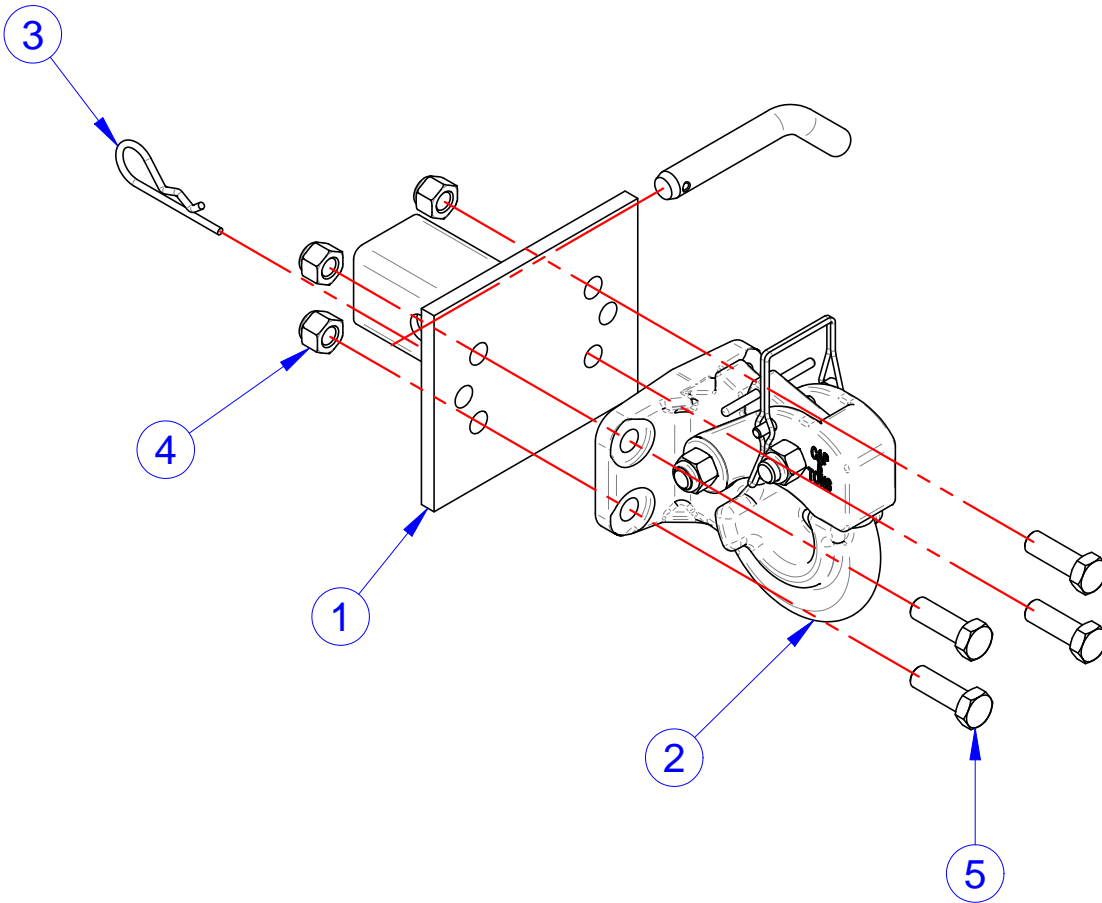
FRONT BUMPER (3-WHEELED)



ITEM	CVG PN	DESCRIPTION	QTY	REF #
1-5	190467U	P&A KIT, EX21 FRONT BUMPER (3WHL)	KIT	190467
1	307830TB	BUMPER, FRONT - EX 21, 3 WHL	1	307830
2	708859	WASHER, 3/8, STD, FW, 18-8SS	6	708859
3	708860	NUT, 3/8-16, L/N, NYL, NE, 18-8, S/S	3	708860
4	719530	PLUG, 1.75" BLACK PLASTIC	2	719530
5	782787	SCREW, 3/8-16X1.25, HHCS, 18-8SS	3	782787

NOTE: Items with * in tables indicates parts not shown in drawing

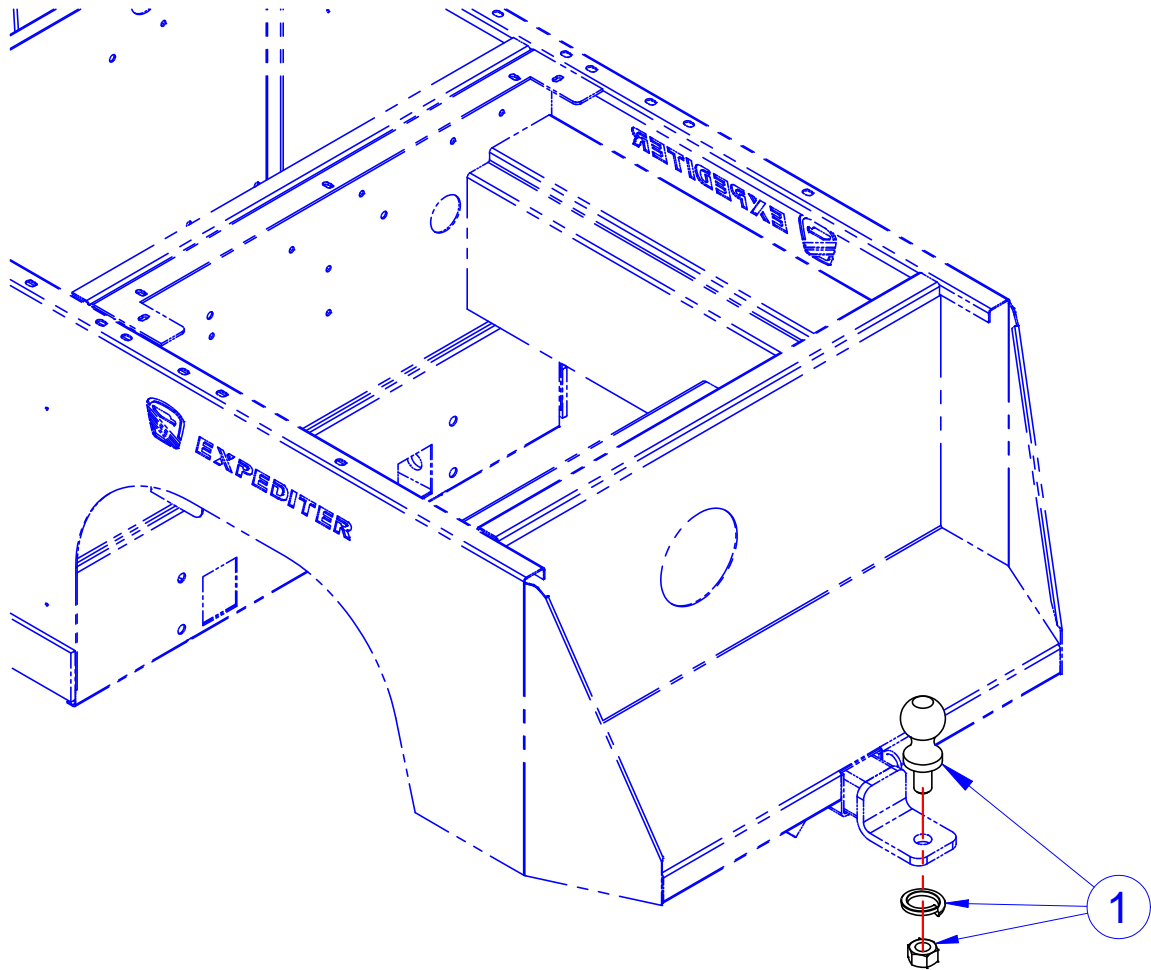
PINTLE HITCH



ITEM	CVG PN	DESCRIPTION	QTY	REF #
1-5	190468U	P&A KIT, PINTLE HITCH - 2" RECIEVER	KIT	190468
1	307716	WELDM'T, HITCH PLATE - EX 21	1	307716
2	709833	HITCH, PINTLE HOOK, RIGID	1	709833
3	719210	PIN, HITCH 5/8" OD W/ CLIP	1	719210
4	782739	NUT, 1/2-13, L/N, NYL, NE, G8, MAGNI 525	4	782739
5	782769	SCREW, 1/2-13 X 1-1/2, HHCS, G8, MAGNI 525	4	782769

NOTE: Items with * in tables indicates parts not shown in drawing

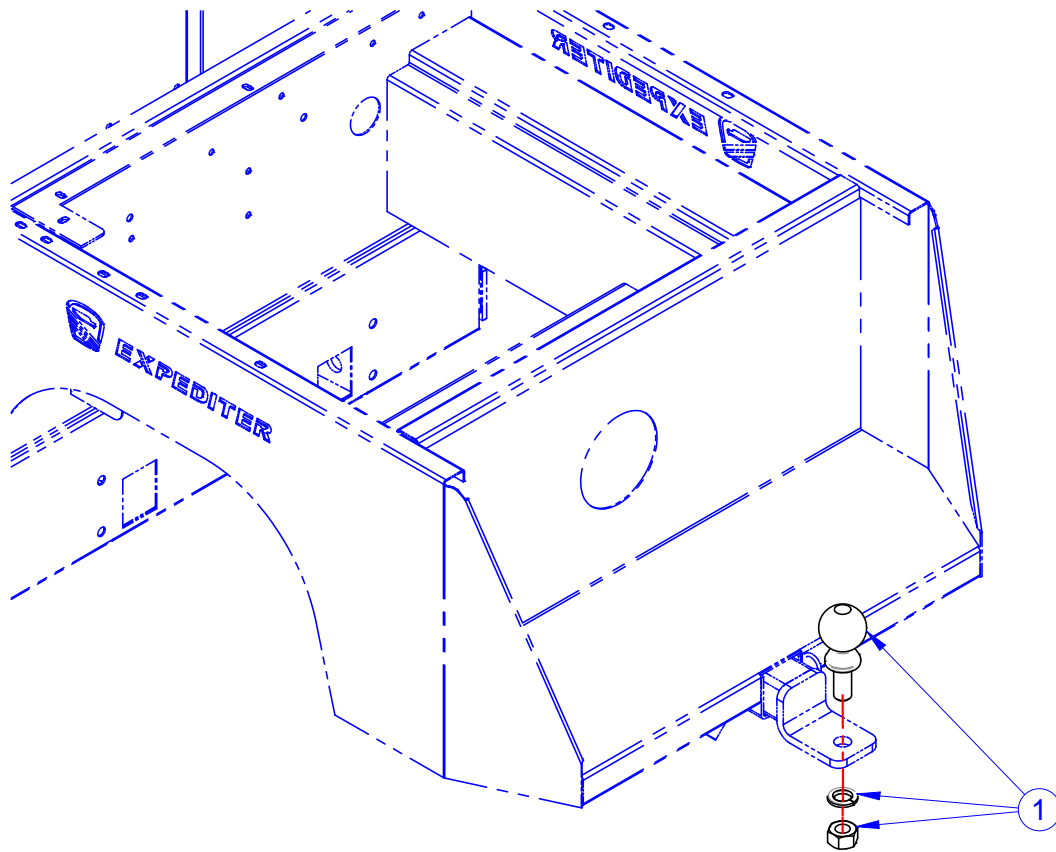
1-7/8" BALL HITCH



ITEM	CVG PN	DESCRIPTION	QTY	REF #
1	719008	TRAILER HITCH BALL - CHROME	1	719008

NOTE: Items with * in tables indicates parts not shown in drawing

2" BALL HITCH



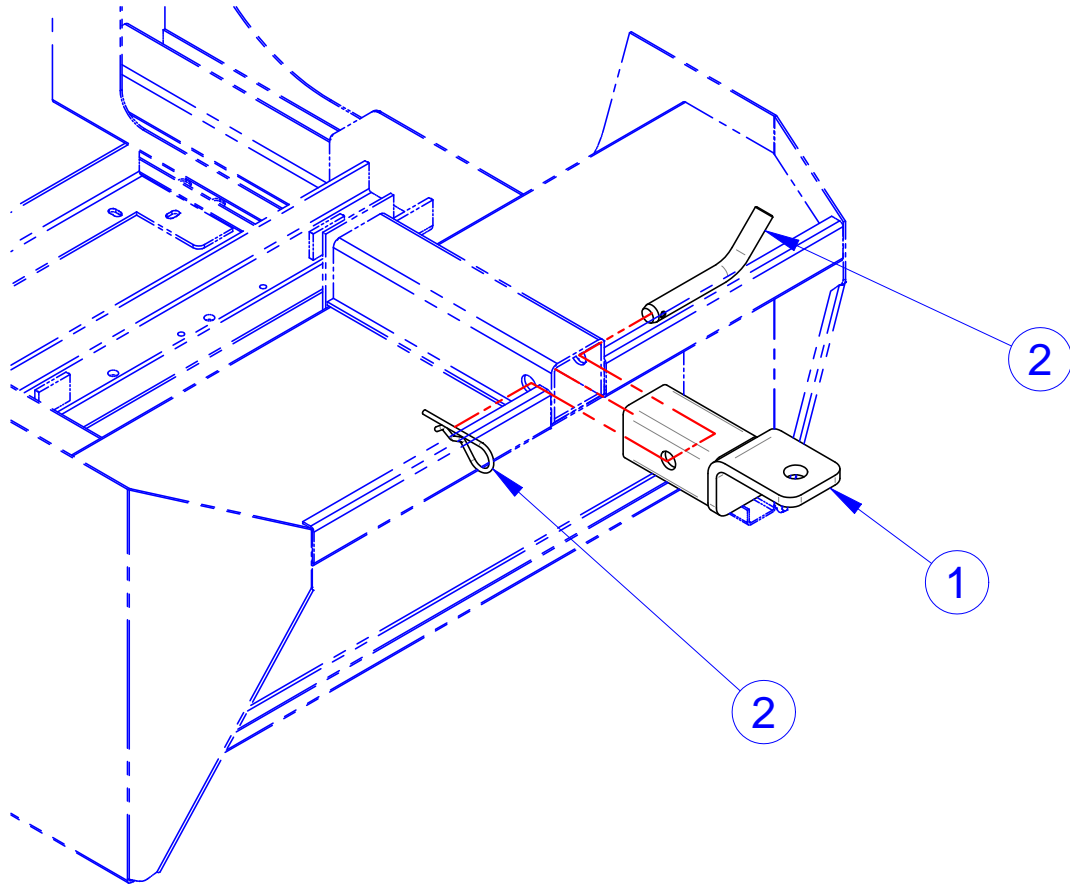
ITEM	CVG PN	DESCRIPTION	QTY	REF #
1	719207	BALL HITCH, 2"	1	719207

NOTE: Items with * in tables indicates parts not shown in drawing

Columbia Vehicle Group, Inc.
A Nordic Group Company | Business Ventures Since 1947



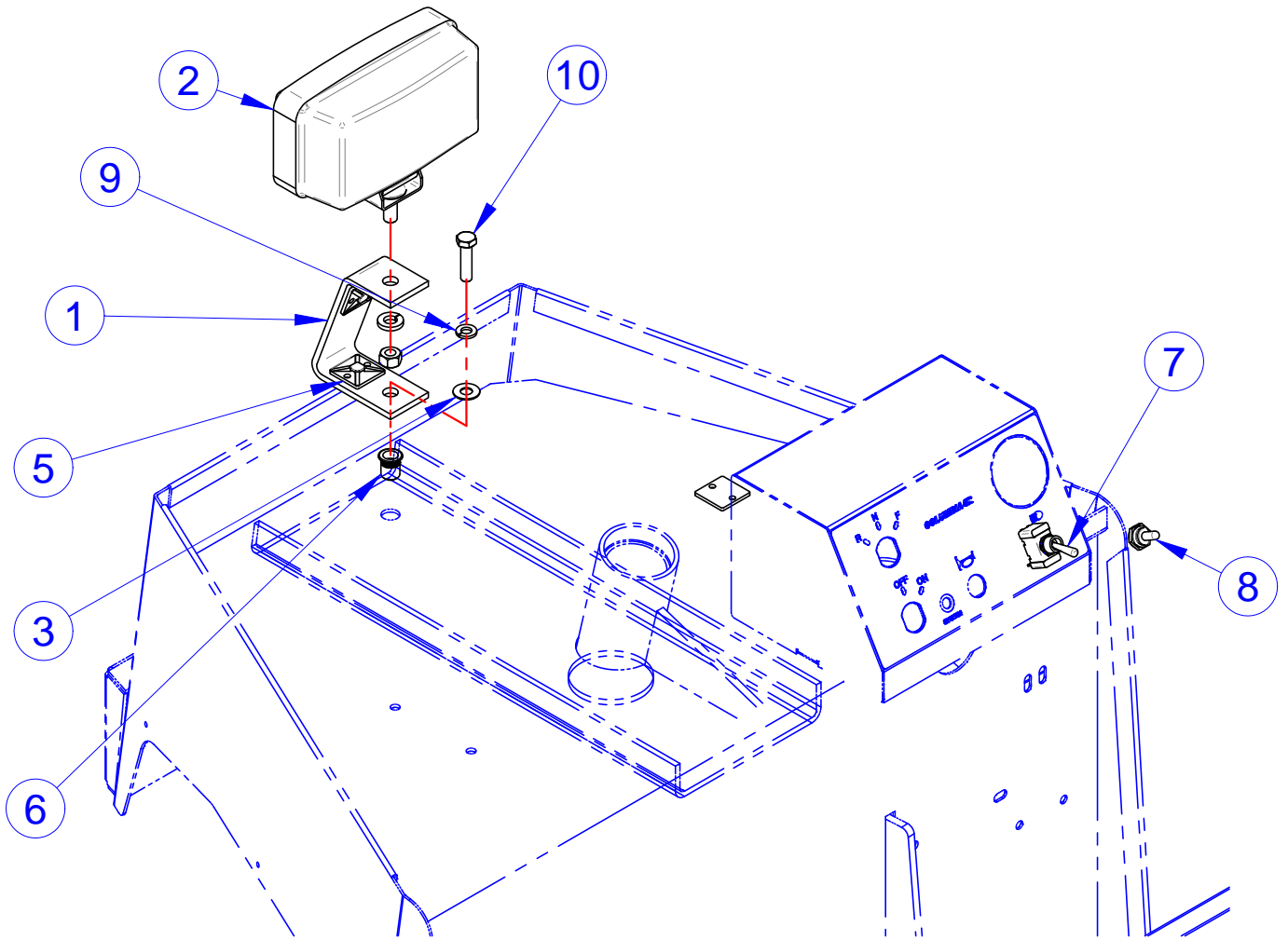
BALL MOUNT



ITEM	CVG PN	DESCRIPTION	QTY	REF #
1-2	190469U	GROUP, BALL MOUNT, EX	KIT	190469
1	306922	BALLMOUNT, 2" RECEIVER	1	306922
2	719210	PIN, HITCH 5/8" OD W/ CLIP	1	719210

NOTE: Items with * in tables indicates parts not shown in drawing

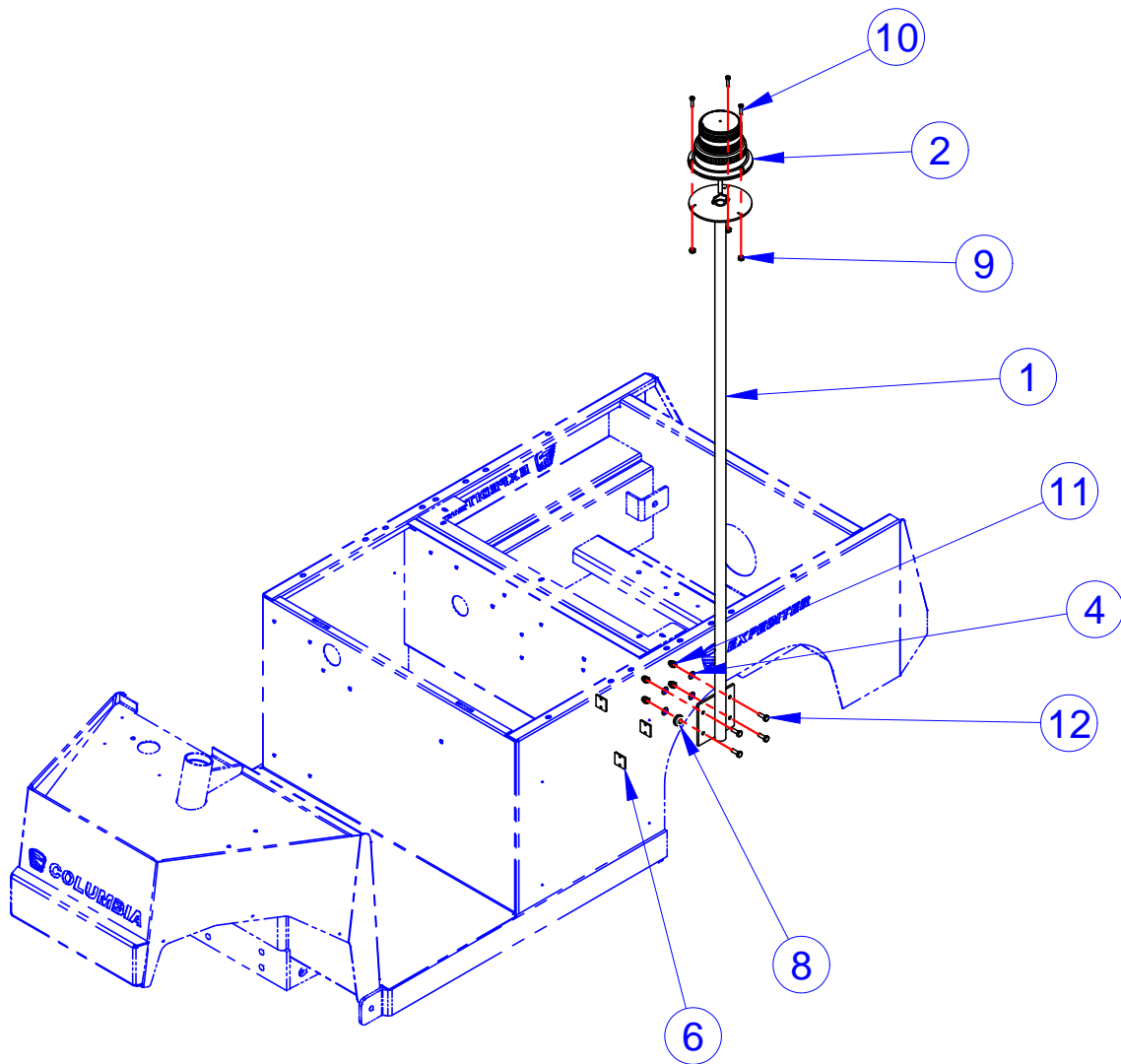
HEADLIGHT



ITEM	CVG PN	DESCRIPTION	QTY	REF #
1-10	190473U	P&A KIT, EX21 HEADLIGHT ACE+	KIT	190473
1	509203	LIGHT MTG. BRKT.	1	509203
2	709389	HEADLIGHT	1	709389
3	719375	WSHR,5/16X0.750X0.040,F/W,18-8S/S	1	719375
4*	719501	CABLE TIE, NATURAL 5 3/4"	3	719501
5	719503	CABLE TIE MNT BRKT BLACK W/3M	3	719503
6	719929	NUT,5/16-18,RIV,KNRLD,0.027-0.150,YWZC	1	719929
7	760600	SWITCH, TOGGLE, LIGHTS ON-OFF	1	760600
8	761787	BOOT,TOGGLE SWITCH	1	761787
9	781621	WSHR, 5/16, L/W, SPLIT, 18-8, S/S	1	781621
10	782841	SCREW,5/16-18X1-1/4,HHCS, 18-8SS	1	782841

NOTE: Items with * in tables indicates parts not shown in drawing

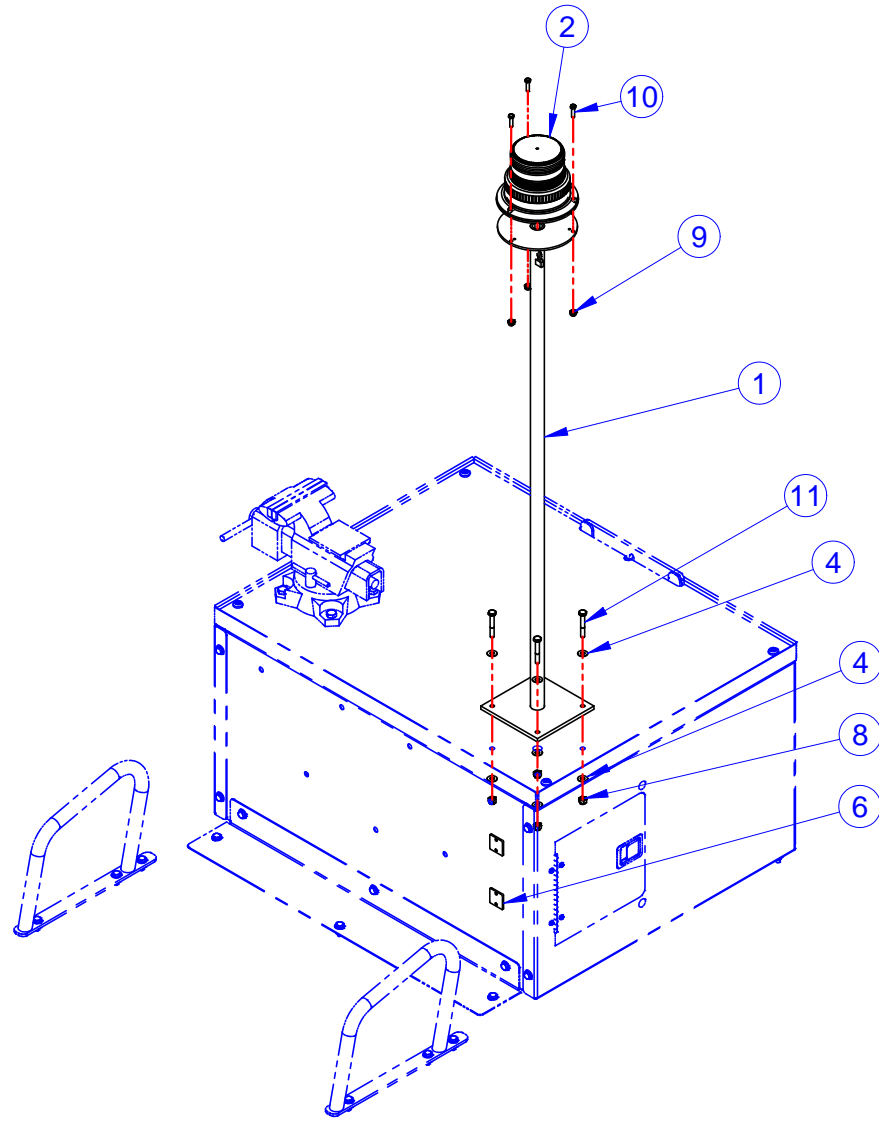
AMBER STROBE POLE



ITEM	CVG PN	DESCRIPTION	QTY	REF #
1-12	192600U	KIT, EX21 POLE AMBER STROBE	KIT	192600
1	316562TB	WLDMT, PED /STROBE POLE, TB	1	316562
2	467408	ASM, STROBE LIGHT (AMBER)	1	467408
3*	NONE	HARNES, STROBE, POLE, EX	1	467956
4	708511	WASHER, FLAT, 1/4", 18-8SS	4	708511
5*	709786	FUSE, 10A ATO/ATC	1	709786
6	719503	CABLE TIE MNT BRKT BLACK W/3M	3	719503
7*	719504	CABLE TIE, BLACK, .18X11-3/4, STD, 50LB	5	719504
8	719522	GROMMET, 3/8 X 7/8	1	719522
9	761631	NUT, #10-24 GRD 18-8 NM SS NYLOCK	3	761631
10	761638	SCREW, 10-24X3/4, IHHMS, 18-8 SS	3	761638
11	761641	NUT, 1/4-20, L/N, CAP, NYL, NKE, 18-8, S/S	4	761641
12	782784	SCREW, 1/4-20X3/4, HHCS, 18-8SS	4	782784

NOTE: Items with * in tables indicates parts not shown in drawing

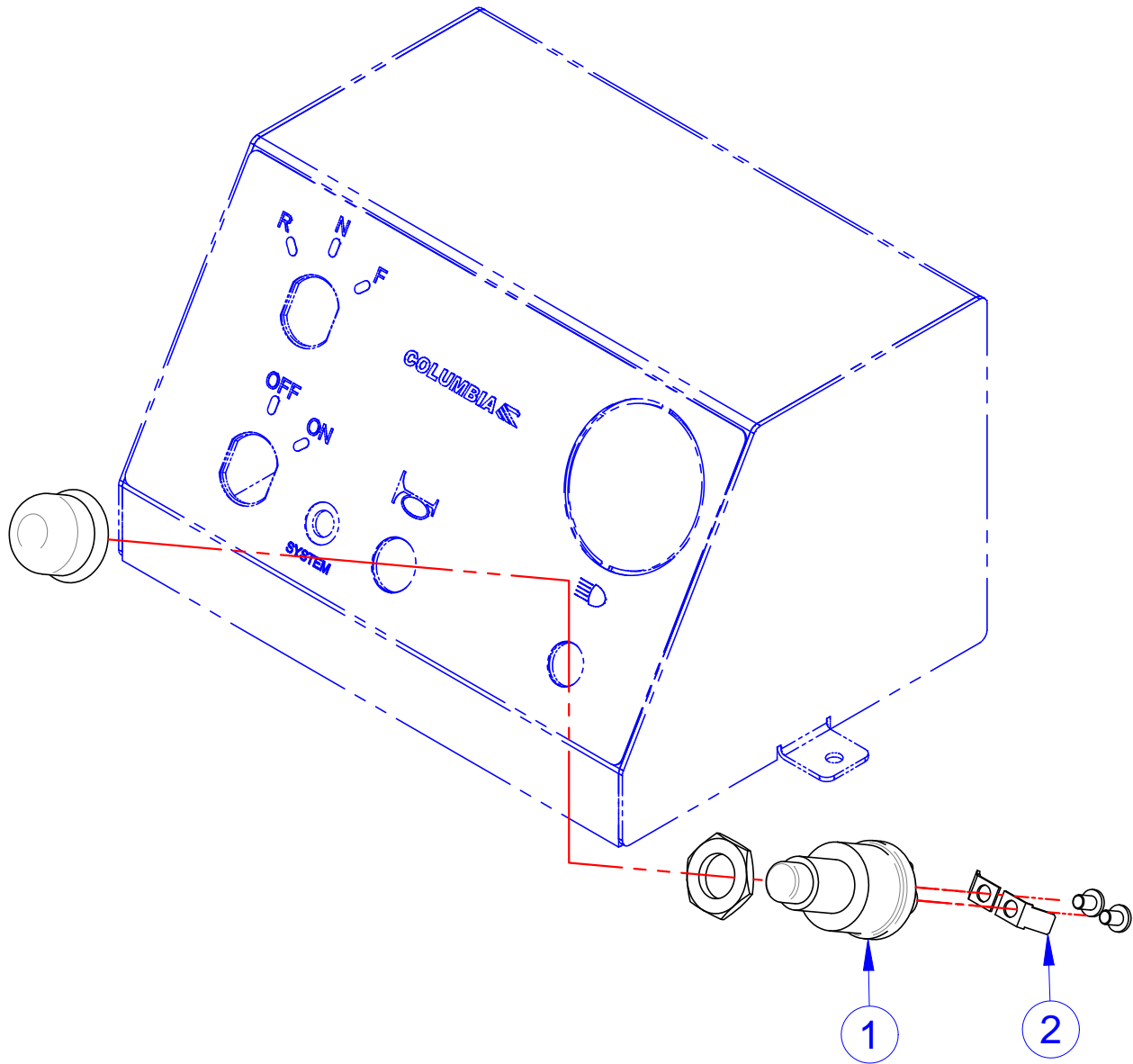
TOOL EXPRESS AMBER STROBE POLE



ITEM	CVG PN	DESCRIPTION	QTY	REF #
1	304767TB	WLDMT, LIGHT POLE, ERV	1	304767
2	467408	ASM, STROBE LIGHT (AMBER)	1	467408
3*	467957	HARNESS, STROBE, POLE, EX-TE	1	467957
4	708511	WASHER, FLAT, 1/4", 18-8SS	8	708511
5*	709786	FUSE, 10A ATO/ATC	1	709786
6	719503	CABLE TIE MNT BRKT BLACK W/3M	3	719503
7*	719504	CABLE TIE, BLACK, .18X11-3/4, STD, 50LB	4	719504
8	719876	NUT, 1/4-20, L/N, NYL, NE, 316, S/S	4	719876
9	761631	NUT, #10-24 GRD 18-8 NM SS NYLOCK	3	761631
10	761638	SCREW, 10-24X3/4, IHHMS, 18-8 SS	3	761638
11	782786	SCREW, 1/4-20X1.75, HHSC, 18-8SS	4	782786

NOTE: Items with * in tables indicates parts not shown in drawing

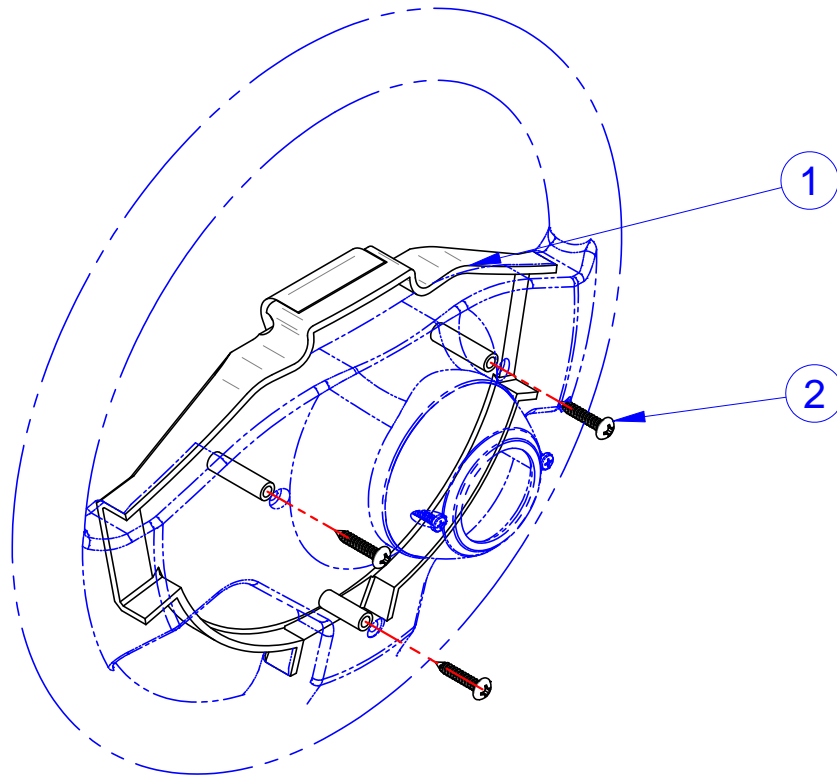
HORN



ITEM	CVG PN	DESCRIPTION	QTY	REF #
1	709385	HORN SWITCH	1	709385
2	719825	TERMINAL,#10 STUD-TO-1/4 MALE TAB	2	719825

NOTE: Items with * in tables indicates parts not shown in drawing

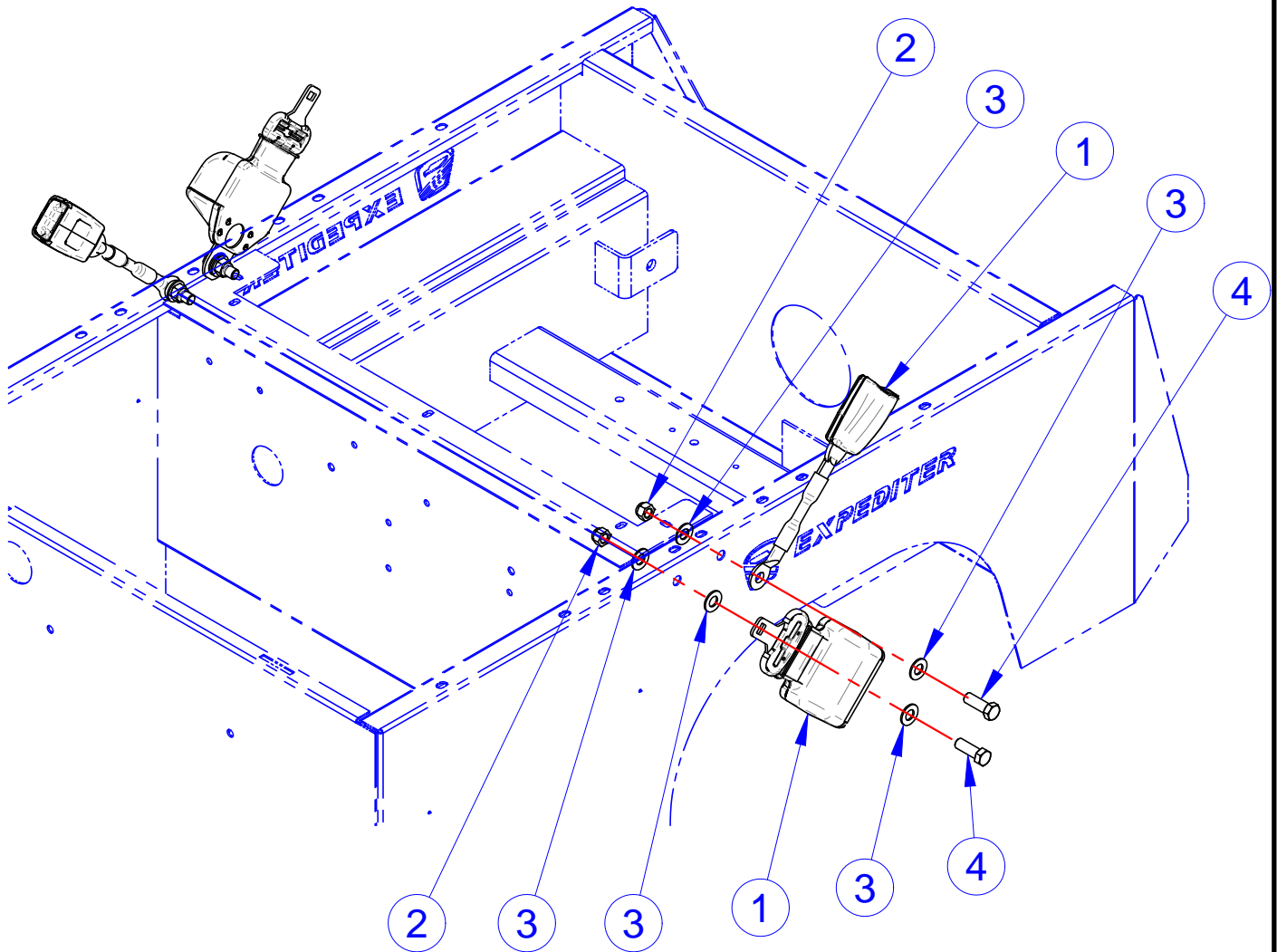
STEERING COVER, SCORECARD HOLDER



ITEM	CVG PN	DESCRIPTION	QTY	REF #
1	709043	SCORECARD HOLDER	1	709043
2	729263	SCREW #10X1,PPH,T/S,TA, MAGNI 525	3	729263

NOTE: Items with * in tables indicates parts not shown in drawing

FRONT & REAR SEAT BELTS



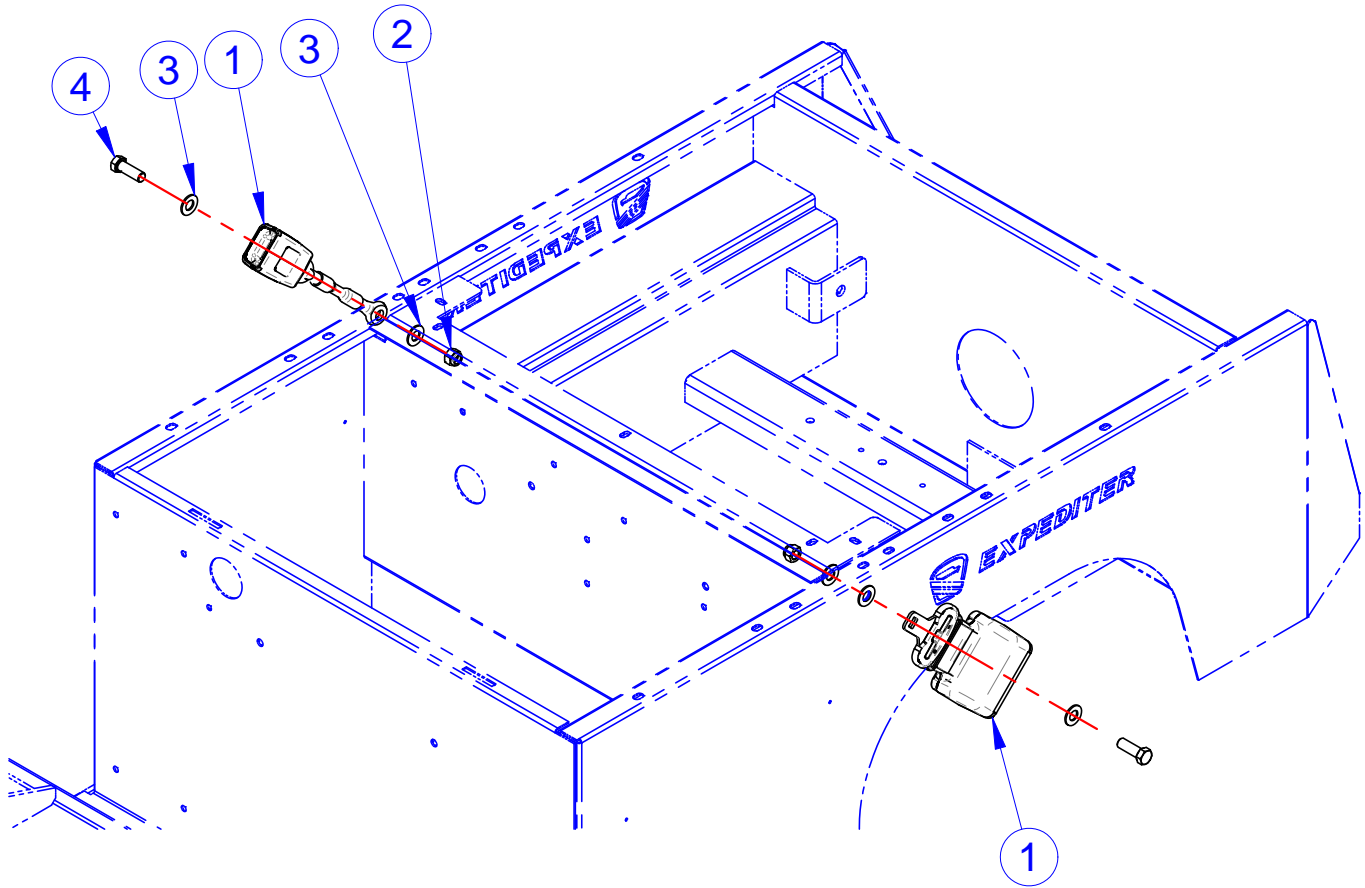
ITEM	CVG PN	DESCRIPTION	QTY	REF #
1	781923	SEAT BELT,2X48,2-TTH ALR,H2, CABLE	2	781923
2	782751	NUT, 7/16-20, L/N, NYL, NE, G8, MAGNI 525	4	782751
3	782752	WSHR, 7/16 (M11), SAE, F/W, G8, MAGNI 525	10	782752
4	782755	SCR, 7/6-20 X 1.25, HHCS, G8, MAGNI 525	4	782755

NOTE: Items with * in tables indicates parts not shown in drawing

Columbia Vehicle Group, Inc.
A Nordic Group Company | Business Ventures Since 1947



FRONT SEAT BELTS



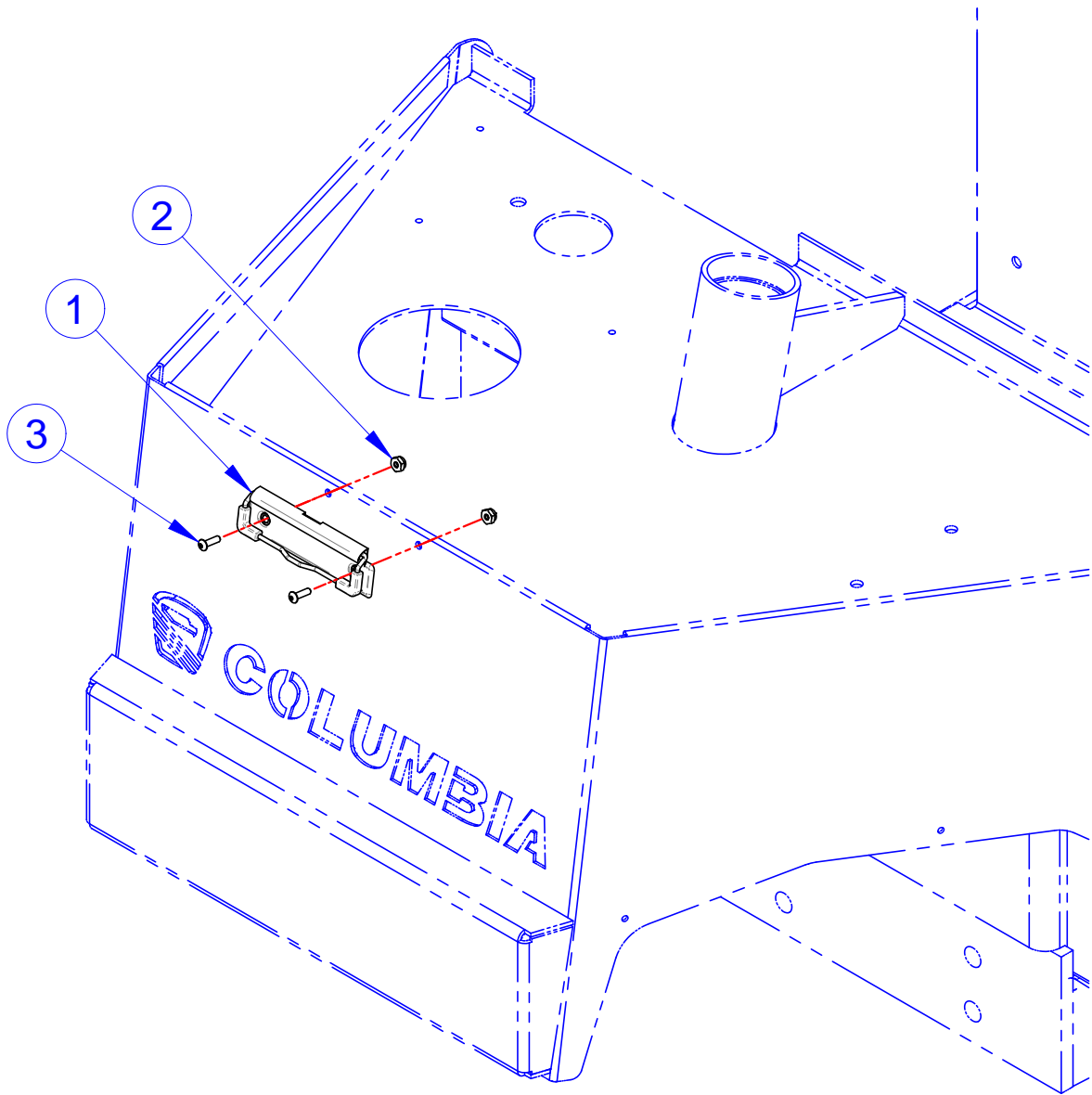
ITEM	CVG PN	DESCRIPTION	QTY	REF #
1	781923	SEAT BELT,2X48,2-TTH ALR,H2, CABLE	1	781923
2	782751	NUT, 7/16-20, L/N, NYL, NE, G8, MAGNI 525	2	782751
3	782752	WSHR, 7/16 (M11), SAE, F/W, G8, MAGNI 525	5	782752
4	782755	SCR, 7/16-20 X 1.25, HHCS, G8, MAGNI 525	2	782755

NOTE: Items with * in tables indicates parts not shown in drawing

Columbia Vehicle Group, Inc.
A Nordic Group Company | Business Ventures Since 1947



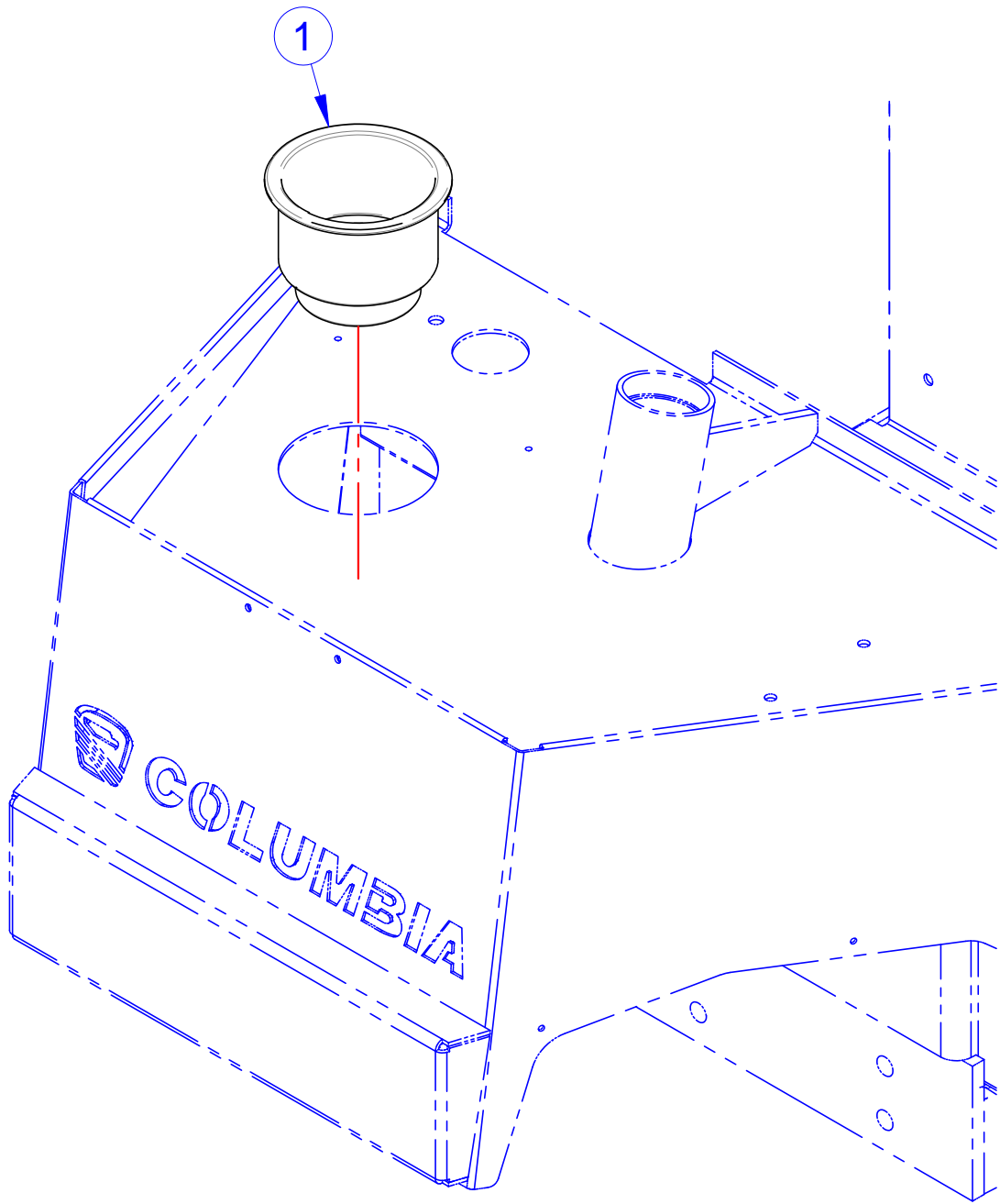
FRONT SPRING CLIP



ITEM	CVG PN	DESCRIPTION	QTY	REF #
1	761749	CLIPBOARD CLIP	1	761749
2	782738	NUT, #6-32, L/N, NYL, NM, 18-8, S/S	2	782738
3	782744	SCR, #6-32 X 0.5, BSHCS, 18-8, S/S	2	782744

NOTE: Items with * in tables indicates parts not shown in drawing

CUP HOLDER



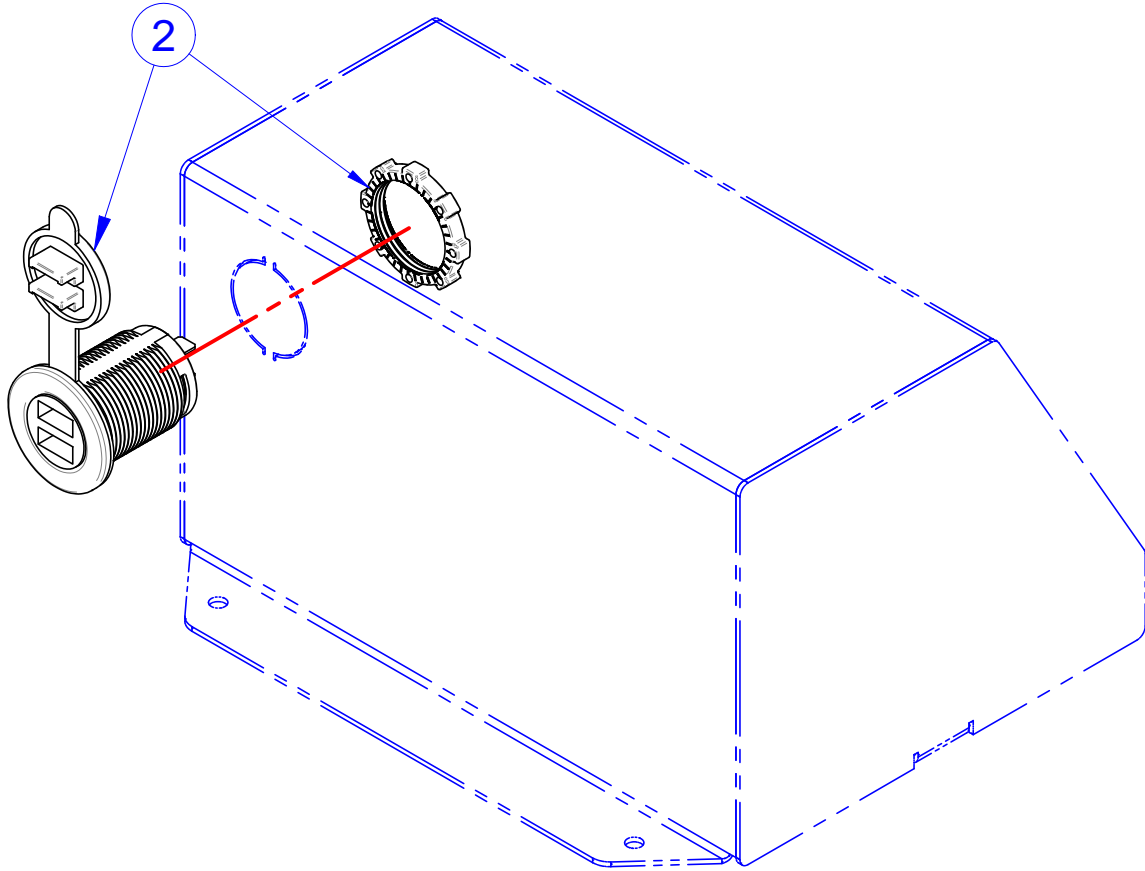
ITEM	CVG PN	DESCRIPTION	QTY	REF #
1	729553	CUP HOLDER	1	729553

NOTE: Items with * in tables indicates parts not shown in drawing

Columbia Vehicle Group, Inc.
A Nordic Group Company | Business Ventures Since 1947



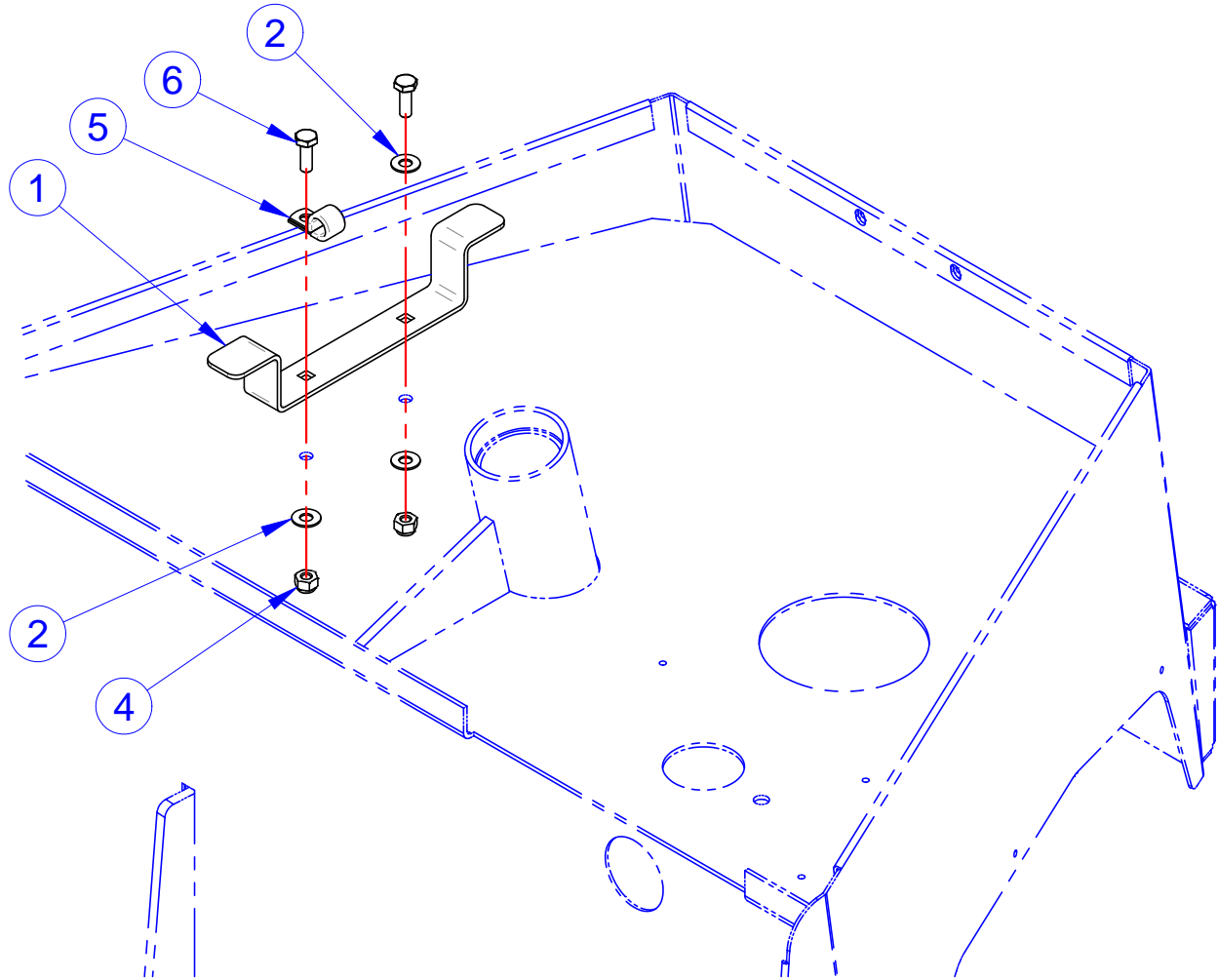
USB CHARGER PORT



ITEM	CVG PN	DESCRIPTION	QTY	REF #
1*	759748	WIRE HARNESS,12V,OUTLET	1	759748
2	761729	RECEPTACLE, USB CHARGING PORT	1	761729

NOTE: Items with * in tables indicates parts not shown in drawing


CHARGER CORD WITH CLEAT



ITEM	CVG PN	DESCRIPTION	QTY	REF #
1	511253	CORD CLEAT - EX 21	1	511253
2	708511	WASHER, FLAT, 1/4", 18-8SS	3	708511
3*	1020620	CHARGER EXT CORD, 9', LIGHTED	1	1020620
4	719876	NUT, 1/4-20, L/N, NYL, NE, 316, S/S	2	719876
5	761186	CLAMP, 7/16", STEEL TUBE, VINYL CUSH	1	761186
6	782784	SCREW, 1/4-20X3/4, HHCS, 18-8SS	2	782784

NOTE: Items with * in tables indicates parts not shown in drawing

BATTERY WATERING SYSTEM



What is a Pro-Fill Battery Watering System?

The Pro-Fill Watering System is a new vehicle accessory that makes the difficult task of watering Golf Car and Utility Vehicle batteries elementary. The system consists of automatic shut-off valves mounted in each battery cell and interconnected with tubing. The valves replace standard vent caps. A quick coupling allows the end of the tubing to be connected to a water supply. When connected, water flows into each cell until the correct level has been reached. A flow indicator tells the operator when all the cells have been topped. The entire filling process takes just 30 seconds or less per vehicle. Pro-Fill users enjoy many benefits including the following:

- Cost Savings**
Calculate your cost savings using the Cost Justification Worksheet on the back.
- Safety**
Fill batteries without opening the vent ports. Avoid battery acid burns, ruined clothing and fumes. Each Pro-Fill valve includes a built in flame arrester to prevent spark ignition of flammable battery cell gases.
- Extend Battery Life & Performance**
A properly watered battery lasts longer and performs better. Repeated charging with low electrolyte level will result in permanent loss of battery capacity and life expectancy.
- Time saving convenience**
Snap on/off water connections and fast filling turn the often ignored task of maintaining electrolyte level into a simple, enjoyable task-one more likely to get done on a regular basis.

Available Water Supplies



"It saves us time, and time means money!"
—Tommy Williams, PGA Professional
—Tommy Williams, PGA Professional

COST JUSTIFICATION

This cost analysis is typical for properly maintained golf car batteries. Installing a Flow-Rite system will produce even greater savings through longer battery life and improved battery capacity. Cost savings is just one of many benefits provided by the Pro-Fill Battery Watering System. See page 2 for a comprehensive listing of the features and benefits.



Number of cars in fleet = _____ (50 used in sample below)
Hourly Labor Rate = _____ (\$8.00 used in sample below)

Cost for one car:	Manual Watering Cost	Flow-Rite Watering Cost
A. Weekly watering time, minutes	25.0	1.0
B. Labor Cost per Watering (____ min./60 x _____ \$/hour)	\$3.33	\$0.13
C. 52 Weeks per Year (line B x 52)	\$173.16	\$6.93
D. Annual Cleaning of Batteries	\$6.00	\$0.00
E. Subtotal	\$179.16	\$6.93
F. List Price of Flow-Rite System		\$175.00
G. Five Year Cost Comparison for ONE Car	\$895.80	\$209.65
H. Cost Savings for Typical Fleet of 50 Cars = 50 x (\$895.80 - 209.65)	= 34,307.50	Five Year Fleet Savings!



Flow-Rite Controls Ltd.
960 74th Street S.W.
Byron Center, MI 49315
Phone: (616) 583-1700
Fax: (616) 878-5151
Email: sales@flow-rite.com
Web: www.flow-rite.com



Distributed By:



ITEM	CVG PN	DESCRIPTION	QTY	REF #
1	759857	BATTERY WATERING SYSTEM CAPS,48V	1	759857
2	1026233	HAND PUMP,WATERING SYSTEM	1	1026233

NOTE: Items with * in tables indicates parts not shown in drawing

Columbia Vehicle Group, Inc.
A Nordic Group Company | Business Ventures Since 1947

